


NAIA OUTDOOR TRACK & FIELD CHAMPIONSHIPS

Marion, IN
Indiana Wesleyan University
5/24/2023 - 5/26/2023



OFFICIAL MEET REPORT
printed: 5/26/2023 5:42 PM

RESULTS

#42-1 Men's Decathlon 100 Meters

R	Championship	10.05	Davidson Ezinwa	1992		
10:00 AM (Day 1):						
Pl	Name	Yr	Team	Time	H(Pl)	Pts
1	Paris, Nathaniel	FR	British Colum	10.55 (+1.6)	2(1)	963
2	Steenwinkel, Nigel	SO	Keiser	10.87 (+1.2)	1(1)	890
3	Schleis, Mason	JR	Mount Marty	10.97 (+1.2)	1(2)	867
4	Wilson, Cole	SO	Keiser	11.12 (+1.2)	1(3)	834
5	Miles, Israel	JR	Eastern Oreg	11.18 (+1.6)	2(2)	821
6	Glaser, Brett	JR	Carroll (Mont.	11.21 (+1.2)	1(4)	814
7	Krabbenhof, Justin	SO	Lewis-Clark	11.22 (+1.6)	2(3)	812
8	Kirchenstein, Rex	FR	Indiana East	11.30 (+1.6)	2(4)	795
9	Bothwell, Christian	SR	Lewis-Clark	11.33 (+1.2)	1(5)	789
10	Stevens, Eli	FR	Oregon Tech	11.37 (+1.6)	2(5)	780
11	Moeller, Justin	SR	William Penn	11.38 (+1.2)	1(6)	778
12	Fleming, Elisha	SR	Bethel (Ind.)	11.45 (+1.6)	2(6)	763
13	Dorando, Peter	FR	Point Park	11.49 (+1.6)	2(7)	755
14	Roberts, Treshawn	JR	Dakota State	11.50 (+1.2)	1(7)	753
15	Wiebelhaus, Seth	SR	Mount Marty	11.67 (+1.2)	1(8)	717
16	Moore, Caleb	SR	Lewis-Clark	12.19 (+1.6)	2(8)	614

#42-2 Men's Decathlon Long Jump

R	Championship	8.16m	Ineh Emmanuel	2021	
Pl	Name	Yr	Team	Mark	Pts
1	Paris, Nathaniel	FR	British Colum	7.13m (+0.9)	845
2	Moeller, Justin	SR	William Penn	6.98m (+1.3)	809
3	Wilson, Cole	SO	Keiser	6.79m (+0.7)	764
4	Dorando, Peter	FR	Point Park	6.64m (+2.4)	729
5	Miles, Israel	JR	Eastern Oreg	6.63m (+2.0)	727
6	Schleis, Mason	JR	Mount Marty	6.55m (+2.9)	709
7	Glaser, Brett	JR	Carroll (Mont.	6.54m (+2.5)	707
8	Wiebelhaus, Seth	SR	Mount Marty	6.49m (+2.0)	695
9	Steenwinkel, Nigel	SO	Keiser	6.41m (+2.4)	677
10	Krabbenhof, Justin	SO	Lewis-Clark	6.41m (+1.6)	677
11	Fleming, Elisha	SR	Bethel (Ind.)	6.37m (+1.2)	668
12	Bothwell, Christian	SR	Lewis-Clark	6.30m (+1.3)	652
13	Stevens, Eli	FR	Oregon Tech	6.28m (+2.5)	648
14	Roberts, Treshawn	JR	Dakota State	6.11m (+2.5)	610
15	Kirchenstein, Rex	FR	Indiana East	5.93m (+2.4)	571
16	Moore, Caleb	SR	Lewis-Clark	5.64m (+2.1)	510

#42-3 Men's Decathlon Shot Put

R	Championship	20.06m	Steve Ercegovac	2000	
Pl	Name	Yr	Team	Mark	Pts
1	Glaser, Brett	JR	Carroll (Mont.	13.51m	698
2	Roberts, Treshawn	JR	Dakota State	13.21m	680
3	Wilson, Cole	SO	Keiser	13.09m	673

#42-3 Men's Decathlon Shot Put (cont'd)

Pl	Name	Yr	Team	Mark	Pts
4	Wiebelhaus, Seth	SR	Mount Marty	12.49m	636
5	Bothwell, Christian	SR	Lewis-Clark	12.13m	614
6	Paris, Nathaniel	FR	British Colum	12.10m	612
7	Steenwinkel, Nigel	SO	Keiser	11.76m	592
8	Moore, Caleb	SR	Lewis-Clark	11.54m	579
9	Fleming, Elisha	SR	Bethel (Ind.)	11.50m	576
10	Kirchenstein, Rex	FR	Indiana East	11.41m	571
11	Miles, Israel	JR	Eastern Oreg	11.08m	551
12	Moeller, Justin	SR	William Penn	10.78m	533
13	Krabbenhof, Justin	SO	Lewis-Clark	10.70m	528
14	Stevens, Eli	FR	Oregon Tech	10.24m	500
15	Schleis, Mason	JR	Mount Marty	10.17m	496
16	Dorando, Peter	FR	Point Park	9.77m	472

#42-4 Men's Decathlon High Jump

R	Championship	2.22m	Mike Mason	2006	
Pl	Name	Yr	Team	Mark	Pts
1	Wilson, Cole	SO	Keiser	1.97m	776
2	Paris, Nathaniel	FR	British Colum	1.94m	749
3	Moeller, Justin	SR	William Penn	1.94m	749
4	Krabbenhof, Justin	SO	Lewis-Clark	1.94m	749
5	Schleis, Mason	JR	Mount Marty	1.94m	749
6	Fleming, Elisha	SR	Bethel (Ind.)	1.91m	723
7	Wiebelhaus, Seth	SR	Mount Marty	1.85m	670
8	Kirchenstein, Rex	FR	Indiana East	1.82m	644
9	Glaser, Brett	JR	Carroll (Mont.	1.79m	619
10	Dorando, Peter	FR	Point Park	1.79m	619
11	Roberts, Treshawn	JR	Dakota State	1.79m	619
12	Bothwell, Christian	SR	Lewis-Clark	1.79m	619
13	Stevens, Eli	FR	Oregon Tech	1.76m	593
14	Steenwinkel, Nigel	SO	Keiser	1.73m	569
15	Miles, Israel	JR	Eastern Oreg	1.73m	569
16	Moore, Caleb	SR	Lewis-Clark	1.70m	544

#42-5 Men's Decathlon 400 Meters

R	Championship	45.07	Devon Morris	1986		
Pl	Name	Yr	Team	Time	H(Pl)	Pts
1	Paris, Nathaniel	FR	British Colum	48.49	1(1)	886
2	Glaser, Brett	JR	Carroll (Mont.	49.93	2(1)	818
3	Steenwinkel, Nigel	SO	Keiser	50.30	1(2)	801
4	Schleis, Mason	JR	Mount Marty	50.31	2(2)	800
5	Bothwell, Christian	SR	Lewis-Clark	50.79	2(3)	779
6	Kirchenstein, Rex	FR	Indiana East	50.82	1(3)	777
7	Stevens, Eli	FR	Oregon Tech	50.87	2(4)	775
8	Moeller, Justin	SR	William Penn	51.01	2(5)	769

NAIA OUTDOOR TRACK & FIELD CHAMPIONSHIPS

Marion, IN
Indiana Wesleyan University
5/24/2023 - 5/26/2023



OFFICIAL MEET REPORT
printed: 5/26/2023 5:42 PM

RESULTS

#42-5 Men's Decathlon 400 Meters (cont'd)

Pl	Name	Yr	Team	Time	H(Pl)	Pts
9	Krabbenhoft, Justin		SO Lewis-Clark	51.27	1(4)	757
10	Fleming, Elisha		SR Bethel (Ind.)	51.41	2(6)	751
11	Wiebelhaus, Seth		SR Mount Marty	51.65	1(5)	740
12	Miles, Israel		JR Eastern Oreg	51.92	1(6)	728
13	Dorando, Peter		FR Point Park	51.93	1(7)	728
14	Wilson, Cole		SO Keiser	52.08	2(7)	721
15	Roberts, Treshawn		JR Dakota State	53.95	2(8)	642
16	Moore, Caleb		SR Lewis-Clark	54.77	1(8)	608

#23 Men's 4 x 100m Relay

R	Championship	39.40	Lindenwood	2005
---	--------------	-------	------------	------

3:30 PM (Day 1): (Top 1 per Heat + next 4 advance)

Prelims

Pl	Team	Time	H(Pl)
1	Multnomah (A)	40.05Q	2(1)
	1) Dixon, Daniel SO		
	2) Fornasari-Banguera, Freider SO		
	3) Soto, Roderick SO		
	4) Sol, Donte SO		
2	Indiana Tech (A)	40.08Q	1(1)
	1) Rush, Kamari SO		
	2) Warner, Michael JR		
	3) Smith, Parrish FR		
	4) Haynes, Esau SO		
3	Cumberlands (A)	40.40Q	2(2)
	1) Eubanks, Kerrington FR		
	2) Bando, Elyon SO		
	3) Long, Ryan SO		
	4) White, Deiron FR		
4	Olivet Nazarene (A)	40.40Q	4(1)
	1) Hudson, Andrew SO		
	2) Giuliano, Vincent SO		
	3) Thomas, Calvin FR		
	4) Dunnigan, Jalen SO		
5	Keiser (A)	40.41Q	1(2)
	1) Desir, Cliff SO		
	2) Biget, Hugo FR		
	3) Lightfoot, Vindero SO		
	4) Johnson, Melvin SR		
6	Talladega (A)	40.41Q	5(1)
	1) Bain, Isiah FR		
	2) Williams, Nastario JR		
	3) Meadows, Jonathan SO		
	4) Louis, Christian FR		
7	Langston (A)	40.51Q	1(3)
	1) Ogundeinde, Gabriel SO		
	2) Williams, Malik SO		
	3) Graham-Pannell, Riley SO		
	4) Collier, Dion SR		
8	Dillard (A)	40.63Q	4(2)
	1) McCaulley, Willie SR		
	2) Branch, Cody SR		
	3) McClendon, Kaleb SR		
	4) Petty Jr., Darren SO		
9	Life (A)	40.69Q	3(1)
	1) Hayes, Markanthony SO		
	2) Matlhabe, Phemelo SR		
	3) Chadyiwa, Ngoni SR		
	4) Williams, Daniel SO		
10	Florida Memorial (A)	40.74	4(3)
	1) Session, Jaylyn SO		
	2) Abdul-Rasheed, Saminu SO		
	3) Coleman, Jaylen JR		
	4) Bain, Gregg JR		

#23 Men's 4 x 100m Relay (cont'd)


3:30 PM (Day 1): (Top 1 per Heat + next 4 advance)

Prelims

Pl	Team	Time	H(Pl)
11	Our Lady of the Lake (A)	40.78	4(4)
	1) Williams, Spencer FR		
	2) Riefkohl-Delgado, Jesus FR		
	3) Webber, Rodney FR		
	4) Bell, Jalen FR		
12	Madonna (A)	40.79	5(2)
	1) Blacknell, Deveyon SR		
	2) Lewis, Jordan JR		
	3) Hall, Cobey JR		
	4) Anidobu, Ugochukwu JR		
13	Marian (Ind.) (A)	40.80	5(3)
	1) Osafo, Will FR		
	2) Lifrange, Olivier SO		
	3) Maple, Connor FR		
	4) Manneh, Manny SO		
14	Doane (A)	40.83	5(4)
	1) Moore, Jadae SO		
	2) Vincent, Christopher JR		
	3) Mahoney, Andrew SO		
	4) Drake, Austin JR		
15	Texas Wesleyan (A)	40.89	2(3)
	1) Houston, Tajeon SO		
	2) Dahunsi, Victor FR		
	3) Martin, Camden SO		
	4) Brackens, Jared FR		
16	Montreat (A)	40.93	2(4)
	1) Hall, Aaron FR		
	2) Terry, RJ SO		
	3) Dodd, Shariq SR		
	4) Blevins, Dustin JR		
17	Campbellsville (A)	41.02	1(4)
	1) Bell, Darionta JR		
	2) Stowe, Maikyah SO		
	3) Harrell, Jackson JR		
	4) Rawlings, Cambell FR		
18	St. Ambrose (A)	41.05	5(5)
	1) Norton, Nikolas FR		
	2) Reemtsma, Will SR		
	3) Kalar, Austin JR		
	4) Ward, Yemi FR		
19	Ottawa (A)	41.09	2(5)
	1) Franklin, Jahkoby SO		
	2) Johnson, Kayron JR		
	3) Jackson, Cameron JR		
	4) Washington, Jaylan JR		
20	Lindsey Wilson (A)	41.13	1(5)
	1) Wilson, Kelvion FR		
	2) Van Wyk, Edwin SO		
	3) Birdsong, Luke FR		
	4) Borden, Justin JR		
21	Southwestern (Kan.) (A)	41.16	4(5)
	1) Jones, Phillip SR		
	2) Worthy, Kiare JR		
	3) Jones, Nick FR		
	4) Jones, Keyshawn SR		
22	Webber (A)	41.29	4(6)
	1) Boston, Mathew FR		
	2) Smith, Darrien FR		
	3) Higgins, Marcus FR		
	4) Williams, Josiah FR		
23	St. Thomas (Fla.) (A)	41.33	3(2)
	1) Weismore, Colton SR		
	2) Joseph, Isaac SR		
	3) Daniels, Maurice FR		
	4) Bowlin, Bradley JR		
24	Graceland (A)	41.33	4(7)
	1) Wesley, Micah FR		
	2) Heywood, Malachi FR		
	3) Robinson, Robert SO		
	4) Marchand, Paul JR		

NAIA OUTDOOR TRACK & FIELD CHAMPIONSHIPS

Marion, IN
Indiana Wesleyan University
5/24/2023 - 5/26/2023



OFFICIAL MEET REPORT
printed: 5/26/2023 5:42 PM

RESULTS

#23 Men's 4 x 100m Relay (cont'd)

3:30 PM (Day 1): (Top 1 per Heat + next 4 advance)

Prelims

Pl	Team	Time	H(Pl)
25	Northwestern (Iowa) (A)	41.36	3(3)
	1) Palmer, Grant SO		
	2) Post, Cody SR		
	3) Jahn, Braden JR		
	4) Sandbulte, Ashton FR		
26	Lewis-Clark (A)	41.55	1(6)
	1) Barnaby, Jed FR		
	2) Kirk, London SO		
	3) Castillo, Jordan FR		
	4) Hopper, Ike JR		
27	Jarvis Christian (A)	41.60	3(4)
	1) Alexander, Jaylin FR		
	2) Davis, Alton FR		
	3) Tucker, Tyre SO		
	4) Onyeachonam, Obiajulu SO		
28	Thomas (Ga.) (A)	41.61	4(8)
	1) Mills, Darian FR		
	2) Eady, Michael FR		
	3) Belton, Kyron FR		
	4) St-Cyr, Sterling SO		
29	Briar Cliff (A)	41.62	1(7)
	1) Janish, Tulsa JR		
	2) Archer, Dominic SO		
	3) Ingraham, Brayden FR		
	4) Miller, Joshua FR		
30	MidAmerica Nazarene (A)	41.65	2(6)
	1) Bussey, Tyler JR		
	2) Williams, Garth SR		
	3) Thomas, Raysean SO		
	4) Farmer-Cole, James FR		
31	Mobile (A)	41.65	1(8)
	1) Alexander, Cameron SR		
	2) Christopher, Devin SR		
	3) Richardson, Kevin SR		
	4) Evans III, Donald SR		
32	Cumberland (Tenn.) (A)	41.67	5(6)
	1) Kier, Priest FR		
	2) Redmond, Derrick SO		
	3) Istre, Logan FR		
	4) Nsikak, Akpan FR		
33	Bethel (Kan.) (A)	41.74	4(9)
	1) Jackson, Julian SO		
	2) Palmer, Trey JR		
	3) Formento, Sebastian SO		
	4) Unruh, Corbin SO		
34	Point Park (A)	41.74	3(5)
	1) Moore, Chevaris FR		
	2) Stephens-Stewart, Daimere JR		
	3) Demps, Jacoreyus FR		
	4) Lomax, Damir JR		
35	Tennessee Wesleyan (A)	41.80	3(6)
	1) Harper, Chris SO		
	2) Williams, Cameron SR		
	3) Jones, Jeremiah FR		
	4) Campbell, Ke'Andrae SO		
36	Truett-McConnell (A)	41.90	3(7)
	1) Giddens, Jeremiah JR		
	2) Alamia, Cameron SO		
	3) Oaks, Garry FR		
	4) Wilgus, Brett SO		
37	William Penn (A)	41.93	3(8)
	1) Fisher, Johnny FR		
	2) Johnson, Showalter SO		
	3) Jackson, Nick SR		
	4) Love, Jaelen SR		
38	Mount Marty (A)	42.44	3(9)
	1) Howard, Deontae SO		
	2) Breckenridge, Donovan SO		
	3) Fuselier, Jonathan FR		
	4) Brison, Gavin FR		

#23 Men's 4 x 100m Relay (cont'd)

3:30 PM (Day 1): (Top 1 per Heat + next 4 advance)

Prelims

Pl	Team	Time	H(Pl)
39	SAGU (A)	42.95	5(7)
	1) Cooper, Kaneal SO		
	2) Alford, Dylan JR		
	3) Murphy, Michael FR		
	4) Blacknall, Montrell SO		
40	Reinhardt (A)	43.07	5(8)
	1) Morris, Luis SO		
	2) Everett, Jalen SR		
	3) McRae, Julian FR		
	4) Bailey, Camren FR		
41	Vanguard (A)	43.22	2(7)
	1) Williams, Terence FR		
	2) Watson, Chris SO		
	3) Britt, Gemaal JR		
	4) Rodriguez, Blake JR		
	Xavier-Louisiana (A)	DNF	2
	1) Rowe, Colin SR		
	2) Young, Winston SO		
	3) Green, Maurice SO		
	4) Eans, Coula JR		
	Southeastern U. (A)	DQ	5
	1) Taylor, Joseph JR		
	2) Worrels, Davien SO		
	3) Franklin, Keishon SR		
	4) Williamson III, James SO		
	Dordt (A)	DQ	1
	1) Schelhaas, Levi FR		
	2) Franken, Logan SO		
	3) Schober, Ryan SO		
	4) Wagner, Luke JR		
	Friends (A)	DNS	2
	1) Wright, Trystan FR		
	2) Farese, Florian FR		
	3) Edwards, Dectrick SO		
	4) Balch, Blake FR		

#9 Men's 1500 Meters

R Championship 3:41.39 Silas Kisorio 2012


4:10 PM (Day 1): (Top 4 per Heat + next 4 advance)

Prelims

Pl	Name	Yr Team	Time	H(Pl)
1	Bowers, Jason	FR Cumberland (3:52.66Q	1(1)
2	Armbrustmacher, Griffin	FR Lawrence Te	3:53.19Q	1(2)
3	Reynolds, Dean	SO Spring Arbor	3:53.68Q	2(1)
4	Sokhela, Senzo	JR Westmont	3:54.02Q	2(2)
5	Sweet, Braden	SO Indiana Wesl	3:54.13Q	2(3)
6	Hardy, Spencer	SO British Colum	3:54.13Q	1(3)
7	Branch, Dylan	JR Montreat	3:54.20Q	2(4)
8	Wagner, Joshua	SR Life	3:54.22Q	1(4)
9	Kramer, Liam	SR British Colum	3:54.23q	2(5)
10	Nichols, Hunter	JR Eastern Ore	3:54.34q	2(6)
11	Baldauf, Wyatt	JR Dakota Wesle	3:54.36q	2(7)
12	Engen, Trey	SR Dordt	3:54.58q	2(8)
13	Jarfani, Walid	FR Texas Wesle	3:55.52	1(5)
14	Miller, Riley	JR British Colum	3:56.19	2(9)
15	Margaritidis, Dimitri	SR Grace	3:56.28	2(10)
16	Hamlin, Korry	SR Grace	3:57.09	2(11)
17	Hernandez, Bryan	SR Grace	3:57.25	1(6)

NAIA OUTDOOR TRACK & FIELD CHAMPIONSHIPS

Marion, IN
Indiana Wesleyan University
5/24/2023 - 5/26/2023



OFFICIAL MEET REPORT
printed: 5/26/2023 5:42 PM

RESULTS

#9 Men's 1500 Meters (cont'd)

4:10 PM (Day 1): (Top 4 per Heat + next 4 advance)

Prelims

Pl	Name	Yr	Team	Time	H(Pl)
18	King, Adam	SR	Westmont	3:58.71	1(7)
19	Cross, Andrew	SO	The Master's	3:59.53	1(8)
20	Ghiorso, Domenic	SO	The Master's	4:00.44	1(9)
21	Wells, Trent	FR	SCAD Atlanta	4:01.82	1(10)
22	Garey, Zach	JR	The Master's	4:02.18	2(12)
23	Shaw, Alec	SO	Rochester (M	4:04.30	1(11)
24	Butler, Daniel	SO	College of Ida	4:07.66	1(12)
25	Corcoran, Michael	SO	St. Francis (Ill	4:09.12	2(13)
26	Manjrekar, Sharvin	FR	UC Merced	4:15.89	2(14)
	Anderson, Jack	FR	The Master's	DNS	1
	Chavez, Jonathan	JR	UC Merced	DNS	1

#17 Men's 400m Hurdles

R Championship 49.51 Pat Brown 2005

4:55 PM (Day 1): (Top 2 per Heat + next 3 advance)

Prelims

Pl	Name	Yr	Team	Time	H(Pl)
1	Reemtsma, Will	SR	St. Ambrose	51.37Q	2(1)
2	Felger, Dylan	SR	Huntington	52.54Q	1(1)
3	Bridgewater, Aljani	SR	Texas Wesle	52.65Q	2(2)
4	Mills, Darian	FR	Thomas (Ga.)	52.80Q	3(1)
5	Carter, Darion	SR	Southeastern	52.82Q	1(2)
6	Holmes, Khamarly	JR	Waldorf	52.91q	1(3)
7	Mokuah, Collins	SO	Indiana Tech	53.03Q	3(2)
8	Miller, Peyton	SR	Dordt	53.03q	1(4)
9	Hopper, Ike	JR	Lewis-Clark	53.38q	1(5)
10	Miller, Tyler	SR	Grand View	53.49	3(3)
11	Minear, Chantz	JR	Grand View	53.58	2(3)
12	Lopez, Vincent	JR	Southeastern	53.93	2(4)
13	Johnson, Kayron	JR	Ottawa	53.99	3(4)
14	Meadows, Jonathan	SO	Talladega	54.20	1(6)
15	Jones, Kamil	JR	Jessup	54.63	1(7)
16	Harris, Daeandre	FR	Wayland Bapt	54.69	1(8)
17	Hernandez, David	SR	Morningside	54.76	2(5)
18	Sabin, Carter	JR	Cornerstone	54.76	2(6)
19	Whaley, Marcus	SO	Mount Verno	54.77	2(7)
20	Turner, James	FR	Southeastern	55.01	3(5)
21	Sekiyama-Nava, Diego	SO	Indiana Tech	55.54	3(6)
22	Clausen, Brian	SR	Hastings	56.47	3(7)
23	Haldeman, Jaden	SO	Mount Verno	58.11	2(8)
	Laing, Dario	FR	Columbia Int'l	DNF	2
	Van Tassell, Jake	FR	Aquinas	DQ	3

#3 Men's 200 Meters

R Championship 20.32 Moriba Morain 2017

5:35 PM (Day 1): (Top 1 per Heat + next 5 advance)

Prelims


Pl	Name	Yr	Team	Time	H(Pl)
1	Abdul-Rasheed, Saminu	SO	Florida Memo	20.35 (+2.5)Q	1(1)
2	Sol, Donte	SO	Multnomah	20.47 (+3.5)Q	3(1)
3	Alamia, Cameron	SO	Truett-McCon	20.64 (+2.5)q	1(2)
4	Williamson III, James	SO	Southeastern	20.66 (+2.9)Q	4(1)
5	Giuliano, Vincent	SO	Olivet Nazare	20.68 (+2.9)q	4(2)
6	Matlhabe, Phemelo	SR	Life	20.70 (+1.3)Q	2(1)
7	Williams, Nastario	JR	Talladega	20.71 (+3.5)q	3(2)
8	Smith, Darrien	FR	Webber	20.74 (+3.5)q	3(3)
9	Branch, Cody	SR	Dillard	20.80 (+2.5)q	1(3)
10	Fornasari-Banguera, Freider	SO	Multnomah	20.89 (+2.5)	1(4)
11	Christopher, Devin	SR	Mobile	21.05 (+2.9)	4(3)
12	Franklin, Keishon	SR	Southeastern	21.07 (+1.3)	2(2)
13	Worrels, Davien	SO	Southeastern	21.08 (+2.9)	4(4)
14	Blacknell, Deveyon	SR	Madonna	21.10 (+1.3)	2(3)
15	Mars, Chase	SO	Vanguard	21.11 (+1.3)	2(4)
16	Woodall, Tavius	JR	Baker	21.20 (+2.9)	4(5)
17	Breckenridge, Donovan	SO	Mount Marty	21.24 (+3.5)	3(4)
18	Thompson, Keegan	JR	Mount Mercy	21.26 (+2.9)	4(6)
19	Farver, Martin	JR	Dickinson St.	21.26 (+2.5)	1(5)
20	Louis, Christian	FR	Talladega	21.26 (+2.5)	1(6)
21	Bell, Jalen	FR	Our Lady of t	21.31 (+2.5)	1(7)
22	Washington, Jaylan	JR	Ottawa	21.34 (+1.3)	2(5)
23	Kirk, London	SO	Lewis-Clark	21.45 (+2.5)	1(8)
24	Collins, Zachary	SO	Huntington	21.45 (+1.3)	2(6)
25	McClendon, Kaleb	SR	Dillard	21.45 (+2.9)	4(7)
26	Anderson, Jalen	SR	Viterbo	21.48 (+2.9)	4(8)
27	Joseph, Isaac	SR	St. Thomas (21.49 (+3.5)	3(5)
28	Johnson, Melvin	SR	Keiser	21.52 (+3.5)	3(6)
29	Johnson, Showalter	SO	William Penn	21.53 (+3.5)	3(7)
30	Desir, Cliff	SO	Keiser	21.61 (+2.5)	1(9)
31	Bailey, Camren	FR	Reinhardt	21.69 (+1.3)	2(7)
32	Hall, Cobey	JR	Madonna	21.84 (+1.3)	2(8)
33	Soto, Roderick	SO	Multnomah	21.86 (+1.3)	2(9)
34	Williams, Daniel	SO	Life	24.36 (+3.5)	3(8)
35	De St Jeor, Otto	SO	Marian (Ind.)	55.96 (+3.5)	3(9)

#27 Men's 4 x 800m Relay

R Championship 7:26.13 Azusa Pacific 2004

NAIA OUTDOOR TRACK & FIELD CHAMPIONSHIPS

Marion, IN
Indiana Wesleyan University
5/24/2023 - 5/26/2023



OFFICIAL MEET REPORT
printed: 5/26/2023 5:42 PM

RESULTS

#27 Men's 4 x 800m Relay (cont'd)

6:50 PM (Day 1): (Top 2 per Heat + next 3 advance)

Prelims

Pl	Team	Time	H(Pl)
1	Spring Arbor (A)	7:35.62Q	3(1)
	1) Romeyn, Isaiah SO		
	2) Richardson, Gary SR		
	3) Smith, Tommee JR		
	4) Reynolds, Dean SO		
2	Indiana Wesleyan (A)	7:35.73Q	3(2)
	1) Felo, Josh SO		
	2) Kundo, Weston SR		
	3) Young, Charlie SR		
	4) Ott, Steven SR		
3	Grand View (A)	7:37.08Q	3(3)
	1) Davis, Isaac JR		
	2) Thompson, Nicolas FR		
	3) Huyser, Carter SR		
	4) Wittrock, Isaiah SR		
4	Milligan (A)	7:37.10Q	3(4)
	1) Woodall, Bryn SO		
	2) Stockley, Will SO		
	3) Windham, Carter FR		
	4) Chambers, Syllas SO		
5	Westmont (A)	7:37.12Q	1(1)
	1) Leon, Andres SO		
	2) King, Adam SR		
	3) Vanden Heuvel, Jack SO		
	4) Sokhela, Senzo JR		
6	Lewis-Clark (A)	7:37.81Q	3(5)
	1) Wessels, Kobe FR		
	2) May, Conner JR		
	3) Gordon, Carter JR		
	4) Parsells, Griffen SO		
7	St. Mary (Kan.) (A)	7:38.59Q	2(1)
	1) Perez, Luis SO		
	2) Cooley, Kaden JR		
	3) Neidig, Liam JR		
	4) Rojas-King, Elvis JR		
8	Dakota State (A)	7:38.63	3(6)
	1) Slominski, Evan JR		
	2) Johnson, Curtis FR		
	3) Krull, Joshua JR		
	4) Farland, Cody SO		
9	Dordt (A)	7:38.86Q	1(2)
	1) Zevenbergen, Cole JR		
	2) May, Sam FR		
	3) Miller, Peyton SR		
	4) Mauldin, Payton JR		
10	Marian (Ind.) (A)	7:38.93Q	2(2)
	1) Hendricks, Howard JR		
	2) McDade, Andrew JR		
	3) Pittman, Owen SO		
	4) Thornton, Drew SR		
11	British Columbia (A)	7:39.15	3(7)
	1) Miller, Riley JR		
	2) Meadows, Devon FR		
	3) Goudron, Ryan SO		
	4) Fisher, Paul JR		
12	Grace (A)	7:39.29	1(3)
	1) Hunsberger, Brady FR		
	2) Rufenacht, Logan SR		
	3) Margaritidis, Dimitri SR		
	4) Sallee, Tanner JR		
13	Aquinas (A)	7:41.26	2(3)
	1) Westveer, Will SR		
	2) Finch, Will SR		
	3) Lohr, Rob FR		
	4) Hodgkinson, Caleb JR		
14	Benedictine (Kan.) (A)	7:43.41	1(4)
	1) Joseph, Philip JR		
	2) Rogge, Daniel JR		
	3) Campbell, Thomas SO		
	4) Mannella, David JR		

#27 Men's 4 x 800m Relay (cont'd)

6:50 PM (Day 1): (Top 2 per Heat + next 3 advance)

Prelims

Pl	Team	Time	H(Pl)
15	Goshen (A)	7:43.87	2(4)
	1) Roberts, Anthony FR		
	2) Liddell, Kevin SO		
	3) Hogan, Drew FR		
	4) Garlinger, Jordan SO		
16	Olivet Nazarene (A)	7:43.95	1(5)
	1) Hulliberger, Brett SO		
	2) Neal, Chapman FR		
	3) Richter, Erik SO		
	4) Grant, Max SR		
17	Mount Vernon Nazarene (A)	7:45.86	2(5)
	1) Hendrickson, Mason FR		
	2) Ramseyer, Isaac JR		
	3) Hodgkinson, Evan SO		
	4) Jenney, Alexander JR		
18	Oklahoma City (A)	7:48.38	1(6)
	1) Hoover, Aiden FR		
	2) Maarouf, Fares SO		
	3) Smithhart, Tate SO		
	4) Todorovic, Milan SR		
19	Point Park (A)	7:49.52	2(6)
	1) Gonzales, Logan SR		
	2) Ziegler, John SR		
	3) Ulunque, Ramiro SO		
	4) James, Elijah SO		
20	Life (A)	7:49.71	3(8)
	1) Kerebo, Abdelemejid FR		
	2) Wells, Lance SO		
	3) Wagner, Joshua SR		
	4) Ulrich, Jacob SR		
21	John Brown (A)	7:49.82	1(7)
	1) Birnbaum, Drew SO		
	2) Janzen, Andrew SO		
	3) Whiting, Jadin SR		
	4) Cook, Matthew FR		
22	Cumberlands (A)	7:51.75	3(9)
	1) Vaccari, Ludovico FR		
	2) Johnson, Lonnell JR		
	3) Barker, Andrew (AJ) FR		
	4) Crowe, DeShawn JR		
23	Lawrence Tech (A)	7:54.80	2(7)
	1) Blandino, Noah FR		
	2) Assenmacher, Hunter JR		
	3) Armbrustmacher, Griffin FR		
	4) Droz, Luke FR		
24	Lindsey Wilson (A)	7:55.64	1(8)
	1) Bullock, Logan JR		
	2) Stearns, Justin SO		
	3) Abel, Marcus SO		
	4) Foushee, Nolan JR		
25	The Master's (A)	7:58.91	2(8)
	1) Cross, Andrew SO		
	2) Day, Nate JR		
	3) Collins, Cedar FR		
	4) Ghiorso, Domenic SO		
26	Cumberland (Tenn.) (A)	8:10.26	1(9)
	1) Garcia, Ethan FR		
	2) Upshaw, Tahmar FR		
	3) Freeman, Luke JR		
	4) Joel, Forbes SO		

#19 Men's 3000m Steeple

R Championship 8:40.98 Sammy Nyamongo 1997


7:55 PM (Day 1): (Top 3 per Heat + next 5 advance)

Prelims

Pl	Name	Yr	Team	Time	H(Pl)
1	Shippy, Peter	SR	Dordt	9:16.15Q	3(1)
2	Schroeder, Thaniel	SR	Dordt	9:17.10Q	3(2)

NAIA OUTDOOR TRACK & FIELD CHAMPIONSHIPS

Marion, IN
Indiana Wesleyan University
5/24/2023 - 5/26/2023



OFFICIAL MEET REPORT
printed: 5/26/2023 5:42 PM

RESULTS

#19 Men's 3000m Steeple (cont'd)

7:55 PM (Day 1): (Top 3 per Heat + next 5 advance)

Prelims

Pl	Name	Yr	Team	Time	H(Pl)
3	Dockweiler, Kalen	JR	Doane	9:17.74Q	1(1)
4	Aguilar-Gonzalez, Robin	JR	Marian (Ind.)	9:20.30Q	2(1)
5	Vernot, Braden	SO	Indiana Wesl	9:21.15Q	3(3)
6	Callahan, Connor	JR	Aquinas	9:21.41Q	2(2)
7	Heath, Braden	SO	College of Ida	9:21.77Q	2(3)
8	Ash, Justin	SO	Eastern Ore	9:22.05q	3(4)
9	Oliver, Thomas	JR	Doane	9:24.00q	3(5)
10	Hardy, Ben	JR	Aquinas	9:24.07q	2(4)
11	Rudd, Nolan	SR	St. Ambrose	9:26.14Q	1(2)
12	Cooley, Kaden	JR	St. Mary (Kan	9:26.22Q	1(3)
13	Hemeyer, Carter	JR	Health Scienc	9:26.49q	1(4)
14	Morgan, Justin	SO	Montana Tec	9:33.79q	1(5)
15	Perez-Dunn, John	JR	Southeastern	9:33.95	3(6)
16	Wilkinson, Joe	JR	Oregon Tech	9:37.16	2(5)
17	Gardner, Brycen	FR	Carroll (Mont.	9:37.45	1(6)
18	Lauer, Brock	SO	McPherson	9:42.56	1(7)
19	Adams, Dawson	SO	St. Mary (Kan	9:43.27	2(6)
20	Robert, Levi	SO	The Master's	9:44.68	1(8)
21	Miller, Carter	FR	Indiana Wesl	9:47.91	2(7)
22	Merte, Jean-Benoit	JR	John Brown	9:49.62	3(7)
23	Assenmacher, Hunter	JR	Lawrence Te	9:52.71	1(9)
24	Rubin, Daniel	SR	Westmont	9:55.45	3(8)
25	Bolton, Josiah	JR	Friends	10:02.38	3(9)
26	Windelband, Jannik	SO	Point Park	10:08.40	2(8)
27	Kunert, Joseph	SR	Northwestern	10:09.89	3(10)
	Miller, Aiden	JR	British Colum	DNS	1
	Baldauf, Wyatt	JR	Dakota Wesle	DNS	2
	Uhrich, Dylan	SO	British Colum	DNS	2

#13 Men's 10000 Meters

R Championship 28:16.95 Julius Randich 1993

9:10 PM (Day 1):

Pl	Name	Yr	Team	Time	Pts
1	Boggess, Davis	SR	The Master's	30:15.16	10
2	Bashir-Mohammed, Emad	SR	St. Mary (Kan	30:16.97	8
3	Jones, Aaron	JR	Milligan	30:22.15	6
4	Kipainoi, Edwin	JR	Montana Tec	30:37.91	5
5	Kemboi, Nelson	JR	Goshen	30:39.12	4
6	Booth, Cody	SR	Shawnee Stat	30:39.58	3
7	Yoder, Kent	JR	Huntington	30:55.58	2
8	Wright-Fisher, Zac	SR	Life	30:57.40	1
9	Hoover, Hunter	SR	Shawnee Stat	31:01.08	
10	Wade, Timothy	SR	St. Francis (Ill	31:08.78	
11	Merritt, Brig	JR	St. Mary (Kan	31:12.45	

#13 Men's 10000 Meters (cont'd)

9:10 PM (Day 1):

Pl	Name	Yr	Team	Time	Pts
12	Heline, Ryan	SO	St. Mary (Kan	31:16.72	
13	Fernandez, Isaac	SR	Southern Ore	31:20.71	
14	McMillen, Nick	SR	Oregon Tech	31:23.25	
15	Pohl, Luke	JR	Cornerstone	31:24.16	
16	Tebben, Davis	SR	Dordt	31:28.68	
17	Liepe, Austin	JR	Huntington	31:30.19	
18	Reed, Dawson	SR	Milligan	31:34.31	
19	Wakeman, Landon	JR	Indiana Wesl	31:37.16	
20	Morris, Alex	JR	Shawnee Stat	31:39.76	
21	Reif, Michael	JR	St. Francis (Ill	31:40.05	
22	Hernandez, Evan	SO	Vanguard	31:46.45	
23	Covington, Colten	JR	Cornerstone	31:48.82	
24	Bostrom, Hayden	SO	College of Ida	31:52.72	
25	Denslow, Donovan	SR	Missouri Bapt	31:56.04	
26	Hartline, Jonas	JR	Oregon Tech	31:59.80	
27	Biggs, Halen	SO	Oklahoma Cit	32:09.06	
28	Laubach, Brint	JR	The Master's	32:10.57	
29	Fullerton, Eli	SO	Indiana Wesl	32:16.34	
30	Andrews, Dawson	SR	Northwest U.	32:16.63	
31	Running, Travis	SR	Eastern Ore	32:38.90	
32	Tejeda, Oscar	SR	St. Francis (Ill	32:49.53	
33	vanWestrienen, Isaac	FR	Midland	32:59.06	
	Kocis, Jacob	JR	Midway	DNS	

#45 Men's Hammer


R Championship 74.21m Rowan Hamilton 2022

11:30 AM (Day 1):

Pl	Name	Yr	Team	Mark	F(Pl)	Pts
1	Hamilton, Rowan	JR	British Colum	71.97m	2(1)	10
2	Kucera, Dylan	SR	Midland	61.56m	2(2)	8
3	Hunt, Alex	JR	Madonna	61.26m	2(3)	6
4	Tordsen, Conner	SR	Dakota State	59.95m	2(4)	5
5	Rios, Christian	SO	Marian (Ind.)	59.47m	2(5)	4
6	Visser, Gerrit	SO	Missouri Valle	58.81m	2(6)	3
7	Tipping, Isaiah	JR	Marian (Ind.)	58.49m	2(7)	2
8	Partridge, Luke	JR	Doane	56.99m	2(8)	1
9	Schmitz, Andrew	FR	Doane	54.94m	1(1)	
10	Marshall, Nickolas	SO	Missouri Valle	54.75m	1(2)	
11	Frantz, Gavin	JR	Columbia (Mo	54.49m	1(3)	
12	Garcia, Wayne	SR	Southern Ore	53.74m	1(4)	
13	Uliana, Matthew	FR	British Colum	53.63m	2(9)	
14	Semedo, Darien	JR	Concordia (N	53.50m	1(5)	
15	Schilling, Kaden	SO	Mount Mercy	52.73m	1(6)	
16	Thomas, Noah	JR	Pikeville	51.99m	1(7)	
17	Miller, Mitchell	SR	Mount Mercy	51.75m	1(8)	

NAIA OUTDOOR TRACK & FIELD CHAMPIONSHIPS

Marion, IN
Indiana Wesleyan University
5/24/2023 - 5/26/2023



OFFICIAL MEET REPORT
printed: 5/26/2023 5:42 PM

RESULTS

#45 Men's Hammer (cont'd)

11:30 AM (Day 1):

Pl	Name	Yr	Team	Mark	F(Pl)	Pts
18	Joachim, Jacob	SR	Dakota State	51.02m	1(9)	
19	Sedivec, Dawson	JR	Jamestown	48.40m	1(10)	
	Hesting, Liam	SR	Taylor	NM	2	
	Wren, Chris	JR	Concordia (N	NM	2	

#43 Men's Javelin

R Championship 75.46m Rick Simoncic 1986

3:30 PM (Day 1):

Pl	Name	Yr	Team	Mark	F(Pl)	Pts
1	Friedberg, David	JR	Reinhardt	65.93m	3(1)	10
2	Mitchell, Andrew	JR	Southern Ore	64.93m	3(2)	8
3	Blatnik, Jakob	SO	Point Park	62.92m	3(3)	6
4	Kuziak, Cameron	SO	British Colum	61.62m	3(4)	5
5	Jacobs, Daniel	SR	Point Park	61.28m	3(5)	4
6	David, Julien	SO	Keiser	61.05m	2(1)	3
7	Ludwick, Jacob	SO	Ottawa	60.89m	3(6)	2
8	Graham, Koby	FR	Evangel	60.68m	3(7)	1
9	Miller, Justice	SO	Grand View	59.19m	2(2)	
10	Cunningham, Noah	JR	Siena Heights	58.91m	1(1)	
11	Hiebert, Gage	JR	Baker	58.61m	3(8)	
12	Parker, Cole	JR	Kansas Wesl	58.31m	2(3)	
13	Olson, Evan	FR	Corban	58.12m	2(4)	
14	Krause, Mason	SR	Doane	57.75m	3(9)	
15	Richardson, Alex	FR	Evangel	57.55m	3(10)	
16	Allen, Nick	JR	MidAmerica	56.97m	1(2)	
17	Warmouth, Collin	SO	Corban	56.61m	2(5)	
18	Hornby, Reuben	FR	Carroll (Mont.	55.59m	2(6)	
19	De Haan, Jonathan	FR	Dordt	55.45m	2(7)	
20	Vollrath, Brody	JR	Olivet Nazare	55.21m	1(3)	
21	McAninch, Moses	JR	Eastern Ore	54.35m	2(8)	
22	Sanchez, Jonathan	SR	Our Lady of t	53.62m	1(4)	
23	Brogan, Davis	FR	MidAmerica	53.27m	1(5)	
24	Thelander, Ben	JR	Northwestern	52.94m	1(6)	
25	Batten, Morgan	FR	Mount Mercy	52.52m	1(7)	
26	Holley, Nicholas	FR	Mobile	52.04m	2(9)	
27	Koehn, Kacey	JR	Northwest U.	51.78m	1(8)	
28	West, Brock	SR	MidAmerica	48.05m	1(9)	
29	Shankle, Grant	JR	Missouri Bapt	46.87m	1(10)	
30	Wear, Ollie	FR	Mount Mercy	46.14m	2(10)	

#42-6 Men's Decathlon 110m Hurdles

R Championship 13.74 Dominique DeGrammont 2003

11:00 AM (Day 2):

Pl	Name	Yr	Team	Time	H(Pl)	Pts
1	Paris, Nathaniel	FR	British Colum	14.86 (+3.2)	3(1)	867

#42-6 Men's Decathlon 110m Hurdles (cont'd)

11:00 AM (Day 2):

Pl	Name	Yr	Team	Time	H(Pl)	Pts
2	Wiebelhaus, Seth	SR	Mount Marty	14.88 (+5.8)	1(1)	864
3	Miles, Israel	JR	Eastern Ore	14.98 (+5.8)	1(2)	852
4	Steenwinkel, Nigel	SO	Keiser	15.21 (+3.2)	2(1)	824
5	Moeller, Justin	SR	William Penn	15.31 (+1.4)	4(1)	812
6	Glaser, Brett	JR	Carroll (Mont.	15.53 (+5.8)	1(3)	787
7	Wilson, Cole	SO	Keiser	15.62 (+3.2)	3(2)	776
8	Roberts, Treshawn	JR	Dakota State	15.63 (+3.2)	2(2)	775
9	Dorando, Peter	FR	Point Park	15.67 (+1.4)	4(2)	770
10	Fleming, Elisha	SR	Bethel (Ind.)	15.96 (+1.4)	4(3)	737
11	Schleis, Mason	JR	Mount Marty	15.98 (+1.4)	4(4)	735
12	Bothwell, Christian	SR	Lewis-Clark	16.07 (+3.2)	2(3)	726
13	Moore, Caleb	SR	Lewis-Clark	16.27 (+5.8)	1(4)	703
13	Krabbenhof, Justin	SO	Lewis-Clark	16.27 (+3.2)	3(3)	703
15	Kirchenstein, Rex	FR	Indiana East	17.46 (+3.2)	3(4)	577
16	Stevens, Eli	FR	Oregon Tech	20.63 (+3.2)	2(4)	301

#42-7 Men's Decathlon Discus

R Championship 64.08m Ade Olukoju 1990

Pl	Name	Yr	Team	Mark	Pts
1	Roberts, Treshawn	JR	Dakota State	39.00m	644
2	Wilson, Cole	SO	Keiser	37.62m	616
3	Steenwinkel, Nigel	SO	Keiser	35.38m	571
4	Fleming, Elisha	SR	Bethel (Ind.)	35.05m	565
5	Kirchenstein, Rex	FR	Indiana East	34.88m	561
6	Glaser, Brett	JR	Carroll (Mont.	34.56m	555
7	Moore, Caleb	SR	Lewis-Clark	33.67m	537
8	Paris, Nathaniel	FR	British Colum	32.59m	516
9	Krabbenhof, Justin	SO	Lewis-Clark	32.30m	510
10	Bothwell, Christian	SR	Lewis-Clark	31.90m	502
11	Stevens, Eli	FR	Oregon Tech	30.69m	478
12	Wiebelhaus, Seth	SR	Mount Marty	30.59m	476
13	Moeller, Justin	SR	William Penn	29.31m	451
14	Miles, Israel	JR	Eastern Ore	29.30m	451
15	Dorando, Peter	FR	Point Park	27.81m	422
16	Schleis, Mason	JR	Mount Marty	25.92m	385

#42-8 Men's Decathlon Pole Vault

R Championship 5.56m Billy Olson 1982

Pl	Name	Yr	Team	Mark	Pts
1	Moeller, Justin	SR	William Penn	4.40m	731
2	Paris, Nathaniel	FR	British Colum	4.20m	673
2	Stevens, Eli	FR	Oregon Tech	4.20m	673
4	Schleis, Mason	JR	Mount Marty	4.20m	673
5	Roberts, Treshawn	JR	Dakota State	4.10m	645

NAIA OUTDOOR TRACK & FIELD CHAMPIONSHIPS

Marion, IN
Indiana Wesleyan University
5/24/2023 - 5/26/2023



OFFICIAL MEET REPORT
printed: 5/26/2023 5:42 PM

RESULTS

#42-8 Men's Decathlon Pole Vault (cont'd)

Pl	Name	Yr	Team	Mark	Pts
6	Moore, Caleb		SR Lewis-Clark	4.10m	645
7	Miles, Israel		JR Eastern Ore	4.10m	645
8	Bothwell, Christian		SR Lewis-Clark	4.00m	617
9	Wilson, Cole		SO Keiser	4.00m	617
10	Glaser, Brett		JR Carroll (Mont.)	4.00m	617
11	Wiebelhaus, Seth		SR Mount Marty	3.80m	562
12	Steenwinkel, Nigel		SO Keiser	3.80m	562
13	Dorando, Peter		FR Point Park	3.70m	535
14	Krabbenhof, Justin		SO Lewis-Clark	3.70m	535
15	Fleming, Elisha		SR Bethel (Ind.)	3.60m	509
16	Kirchenstein, Rex		FR Indiana East	3.50m	482

#42-9 Men's Decathlon Javelin

R Championship 75.46m Rick Simoncic 1986

Pl	Name	Yr	Team	Mark	Pts
1	Fleming, Elisha		SR Bethel (Ind.)	54.33m	653
2	Glaser, Brett		JR Carroll (Mont.)	52.61m	627
3	Wiebelhaus, Seth		SR Mount Marty	51.14m	605
4	Roberts, Treshawn		JR Dakota State	49.44m	580
5	Bothwell, Christian		SR Lewis-Clark	48.97m	573
6	Moeller, Justin		SR William Penn	48.69m	569
7	Paris, Nathaniel		FR British Colum	48.62m	568
8	Miles, Israel		JR Eastern Ore	46.27m	534
9	Kirchenstein, Rex		FR Indiana East	46.17m	532
10	Wilson, Cole		SO Keiser	44.13m	502
11	Schleis, Mason		JR Mount Marty	43.93m	499
12	Dorando, Peter		FR Point Park	43.09m	487
13	Steenwinkel, Nigel		SO Keiser	43.05m	486
14	Krabbenhof, Justin		SO Lewis-Clark	42.40m	477
15	Stevens, Eli		FR Oregon Tech	42.39m	477
16	Moore, Caleb		SR Lewis-Clark	39.42m	434

#42-10 Men's Decathlon 1500 Meters

R Championship 3:41.39 Silas Kisorio 2012

Pl	Name	Yr	Team	Time	Pts
1	Wiebelhaus, Seth		SR Mount Marty	4:34.94	713
2	Glaser, Brett		JR Carroll (Mont.)	4:46.95	637
3	Bothwell, Christian		SR Lewis-Clark	4:48.33	629
4	Stevens, Eli		FR Oregon Tech	4:49.46	622
5	Schleis, Mason		JR Mount Marty	4:50.95	613
6	Dorando, Peter		FR Point Park	4:52.44	604
7	Kirchenstein, Rex		FR Indiana East	4:55.45	586
8	Steenwinkel, Nigel		SO Keiser	4:56.33	581
9	Miles, Israel		JR Eastern Ore	4:56.37	581
10	Moeller, Justin		SR William Penn	4:59.84	561

#42-10 Men's Decathlon 1500 Meters (cont'd)

Pl	Name	Yr	Team	Time	Pts
11	Wilson, Cole		SO Keiser	5:00.71	556
12	Paris, Nathaniel		FR British Colum	5:01.13	553
13	Fleming, Elisha		SR Bethel (Ind.)	5:02.54	545
14	Krabbenhof, Justin		SO Lewis-Clark	5:05.97	526
15	Moore, Caleb		SR Lewis-Clark	5:16.34	469
	Roberts, Treshawn		JR Dakota State	DNF	

#42 Men's Decathlon

R Championship 7830 Kale Wolken 2016

Pl	Name	Yr	Team	Points	Pts
1	Paris, Nathaniel		FR British Colum	7232	10
2	Glaser, Brett		JR Carroll (Mont.)	6879	8
3	Wilson, Cole		SO Keiser	6835	6
4	Moeller, Justin		SR William Penn	6762	5
5	Wiebelhaus, Seth		SR Mount Marty	6678	4
6	Steenwinkel, Nigel		SO Keiser	6553	3
7	Schleis, Mason		JR Mount Marty	6526	2
8	Bothwell, Christian		SR Lewis-Clark	6500	1
9	Fleming, Elisha		SR Bethel (Ind.)	6490	
10	Miles, Israel		JR Eastern Ore	6459	
11	Krabbenhof, Justin		SO Lewis-Clark	6274	
12	Dorando, Peter		FR Point Park	6121	
13	Kirchenstein, Rex		FR Indiana East	6096	
14	Roberts, Treshawn		JR Dakota State	5948	
15	Stevens, Eli		FR Oregon Tech	5847	
16	Moore, Caleb		SR Lewis-Clark	5643	

#16 Men's 110m Hurdles

R Championship 13.74 Dominique DeGrammont 2003


2:15 PM (Day 2): (Top 2 per Heat + next 3 advance)

Prelims

Pl	Name	Yr	Team	Time	H(Pl)
1	Carter, Darion		SR Southeastern	13.93 (+1.8)Q	1(1)
2	Vanterpool, Davonte		SR Southeastern	13.98 (+2.6)Q	3(1)
3	Niang, Emmanuel		SO Talladega	13.99 (+3.0)Q	2(1)
4	Houston, Tajean		SO Texas Wesle	14.02 (+3.0)Q	2(2)
5	Freiberg, Austin		JR Morningside	14.13 (+1.8)Q	1(2)
6	Rodgers, Glenn		JR Southeastern	14.16 (+2.6)Q	3(2)
7	Minear, Chantz		JR Grand View	14.19 (+2.6)q	3(3)
8	Sutherland, Neil-Matthew		FR Menlo Colleg	14.19 (+1.8)q	1(3)
9	Rhodeback, Erich		SO Mount Verno	14.25 (+3.0)q	2(3)
10	Sanders, Javon		JR Indiana Tech	14.25 (+3.0)	2(4)
11	Cunningham, Noah		JR Siena Heights	14.27 (+1.8)	1(4)
12	Moran, Kelen		FR Texas Wesle	14.45 (+3.0)	2(5)
13	Maher, Lane		SO College of Ida	14.49 (+3.0)	2(6)

NAIA OUTDOOR TRACK & FIELD CHAMPIONSHIPS

Marion, IN
Indiana Wesleyan University
5/24/2023 - 5/26/2023



OFFICIAL MEET REPORT
printed: 5/26/2023 5:42 PM

RESULTS

#16 Men's 110m Hurdles (cont'd)

2:15 PM (Day 2): (Top 2 per Heat + next 3 advance)

Prelims

Pl	Name	Yr	Team	Time	H(Pl)
14	Williams, Ahumad	JR	Indiana Tech	14.51 (+2.6)	3(4)
15	Carter, Camren	JR	Judson	14.58 (+1.8)	1(5)
16	Mokuah, Collins	SO	Indiana Tech	14.59 (+2.6)	3(5)
17	Fletcher, Keith	JR	Milligan	14.73 (+2.6)	3(6)
18	Fuselier, Jonathan	FR	Mount Marty	14.73 (+2.6)	3(7)
19	Sekiyama-Nava, Diego	SO	Indiana Tech	14.88 (+3.0)	2(7)
20	Olivo Cabrera, Jorge	FR	Waldorf	14.94 (+1.8)	1(6)
21	Franklin, Lendal	SO	St. Xavier	15.20 (+3.0)	2(8)
22	VeltHouse, Phoenix	FR	Cornerstone	15.33 (+1.8)	1(7)
23	Wright, Trystan	FR	Friends	15.42 (+2.6)	3(8)
24	Anderson, Jalen	SR	Viterbo	17.40 (+1.8)	1(8)
	Daley, Leonardo	JR	Cumberlands	DQ (NW)	3
	Egalite, Wes	FR	Mobile	FS (NW)	1

#7 Men's 800 Meters

R Championship 1:46.10 Kenneth Koech 1999

2:50 PM (Day 2): (Top 1 per Heat + next 5 advance)

Prelims

Pl	Name	Yr	Team	Time	H(Pl)
1	Sokhela, Senzo	JR	Westmont	1:51.04Q	2(1)
2	Young, Charlie	SR	Indiana Wesl	1:51.87q	2(2)
3	Ott, Steven	SR	Indiana Wesl	1:51.90Q	4(1)
4	Joel, Forbes	SO	Cumberland (1:52.21Q	3(1)
5	Conkel, Nate	JR	Taylor	1:52.28q	2(3)
6	Farland, Cody	SO	Dakota State	1:52.43q	2(4)
7	Smikle, Michael	JR	St. Thomas (1:52.48q	3(2)
8	Mauldin, Payton	JR	Dordt	1:52.70q	3(3)
9	Blaauw, Ruchen	SO	Montreat	1:53.17	2(5)
10	Callaway, Dillon	SO	Tabor	1:53.35	2(6)
11	Hodkinson, Evan	SO	Mount Verno	1:53.39	4(2)
12	Todorovic, Milan	SR	Oklahoma Cit	1:53.80Q	1(1)
13	Huyser, Carter	SR	Grand View	1:53.95	1(2)
14	Parsells, Griffen	SO	Lewis-Clark	1:54.25	3(4)
15	Vanden Heuvel, Jack	SO	Westmont	1:54.57	2(7)
16	Mannella, David	JR	Benedictine (1:54.74	1(3)
17	Bellefleur, David	SO	Florida Nation	1:54.82	4(3)
18	Sallee, Tanner	JR	Grace	1:55.02	1(4)
19	Chambers, Syllas	SO	Milligan	1:55.10	3(5)
20	Crowe, DeShawn	JR	Cumberlands	1:55.12	1(5)
21	Cuico-McLennan, Zephaniah	FR	Huston-Tillots	1:55.39	2(8)
22	Humphries, Seth	FR	Thomas (Ga.)	1:55.60	3(6)
23	Wittrock, Isaiah	SR	Grand View	1:56.47	1(6)
24	Ulunque, Ramiro	SO	Point Park	1:56.85	3(7)
25	Hodgkinson, Caleb	JR	Aquinas	1:57.05	1(7)

#7 Men's 800 Meters (cont'd)

2:50 PM (Day 2): (Top 1 per Heat + next 5 advance)

Prelims

Pl	Name	Yr	Team	Time	H(Pl)
26	Robeaux, Brendan	SO	Oklahoma Cit	1:57.06	4(4)
27	DORSETT, CHARLES III	FR	TAMU-Texark	1:58.45	4(5)
28	Morgan, Connor	SO	Truett-McCon	1:58.64	4(6)
29	Boyd, Damoy	SO	Xavier-Louisi	1:58.88	1(8)
30	Franklin, Christian	JR	Texas Wesle	2:00.43	3(8)
31	Hudak, Dustin	SO	Trinity Christi	2:05.59	4(7)
32	Nassr, Abdullah	JR	Siena Heights	2:08.69	4(8)

#1 Men's 100 Meters

R Championship 10.05 Davidson Ezinwa 1992


3:40 PM (Day 2): (Top 1 per Heat + next 4 advance)

Prelims

Pl	Name	Yr	Team	Time	H(Pl)
1	Abdul-Rasheed, Saminu	SO	Florida Memo	10.11 (+1.6)Q	1(1)
2	Matlhabe, Phemelo	SR	Life	10.20 (+3.4)Q	3(1)
3	Sol, Donte	SO	Multnomah	10.24 (+2.0)Q	2(1)
4	Washington, Jaylan	JR	Ottawa	10.26 (+1.7)Q	5(1)
5	Haynes, Esau	SO	Indiana Tech	10.29 (+2.0)q	2(2)
6	Williamson III, James	SO	Southeastern	10.34 (+1.7)q	5(2)
7	Williams, Nastario	JR	Talladega	10.38 (+1.6)q	1(2)
8	Blacknell, Deveyon	SR	Madonna	10.39 (+2.5)Q	4(1)
9	Williams, Malik	SO	Langston	10.42 (+2.5)q	4(2)
10	Alamia, Cameron	SO	Truett-McCon	10.43 (+3.4)	3(2)
11	Fornasari-Banguera, Freider	SO	Multnomah	10.48 (+3.4)	3(3)
12	Smith, Darrien	FR	Webber	10.48 (+1.6)	1(3)
13	Mars, Chase	SO	Vanguard	10.50 (+3.4)	3(4)
14	Joseph, Isaac	SR	St. Thomas (10.51 (+2.0)	2(3)
15	Johnson, Melvin	SR	Keiser	10.51 (+2.5)	4(3)
16	Session, Jaylyn	SO	Florida Memo	10.51 (+2.0)	2(4)
17	Corbitt, Richard	SR	Bethel (Ind.)	10.51 (+2.0)	2(5)
18	Thompson, Keegan	JR	Mount Mercy	10.52 (+3.4)	3(5)
19	Bowlin, Bradley	JR	St. Thomas (10.54 (+1.6)	1(4)
20	Bando, Elyon	SO	Cumberlands	10.55 (+1.6)	1(5)
21	Johnson, Showalter	SO	William Penn	10.56 (+1.7)	5(3)
22	Branch, Cody	SR	Dillard	10.57 (+2.0)	2(6)
23	Bailey, Camren	FR	Reinhardt	10.59 (+1.7)	5(4)
24	Nsikak, Akpan	FR	Cumberland (10.60 (+3.4)	3(6)
25	Warner, Michael	JR	Indiana Tech	10.62 (+2.5)	4(4)
26	Gordon, Alex	FR	Mobile	10.62 (+2.5)	4(5)
27	Woodall, Tavius	JR	Baker	10.63 (+2.0)	2(7)
28	Jnofinn, Marcus	JR	Mount Marty	10.64 (+1.6)	1(6)
29	Dixon, Daniel	SO	Multnomah	10.64 (+1.7)	5(5)
30	Eady, Michael	FR	Thomas (Ga.)	10.66 (+2.5)	4(6)
31	White, Nate	FR	Aquinas	10.68 (+3.4)	3(7)

NAIA OUTDOOR TRACK & FIELD CHAMPIONSHIPS

Marion, IN
Indiana Wesleyan University
5/24/2023 - 5/26/2023



OFFICIAL MEET REPORT
printed: 5/26/2023 5:42 PM

RESULTS

#1 Men's 100 Meters (cont'd)

3:40 PM (Day 2): (Top 1 per Heat + next 4 advance)

Prelims

Pl	Name	Yr	Team	Time	H(Pl)
32	Gordon, Cameron		SO Bethany (Kan	10.69 (+1.7)	5(6)
33	Benjamin, Mark		FR Kansas Wesl	10.73 (+1.7)	5(7)
34	Jones, Keyshawn		SR Southwestern	10.74 (+3.4)	3(8)
35	Rush, Kamari		SO Indiana Tech	10.76 (+1.6)	1(7)
36	Terry, RJ		SO Montreat	10.77 (+2.0)	2(8)
37	McClendon, Kaleb		SR Dillard	10.87 (+2.5)	4(7)
38	Chavers, Matthew		SR Cumberlandds	11.06 (+2.5)	4(8)
39	Bell, Jalen		FR Our Lady of t	14.60 (+1.7)	5(8)

#5 Men's 400 Meters

R Championship 45.07 Devon Morris 1986

4:20 PM (Day 2): (Top 2 per Heat + next 3 advance)

Prelims

Pl	Name	Yr	Team	Time	H(Pl)
1	Ulrich, Jacob		SR Life	47.36Q	1(1)
2	Chadyiwa, Ngoni		SR Life	47.89Q	1(2)
3	Branch, Cody		SR Dillard	47.89Q	3(1)
4	Franklin, Keishon		SR Southeastern	47.92Q	2(1)
5	Gray, Miles		SO Indiana Tech	48.13q	1(3)
6	Kirk, London		SO Lewis-Clark	48.28Q	2(2)
7	Rowe, Colin		SR Xavier-Louisi	48.30q	1(4)
8	Worrels, Davien		SO Southeastern	48.48q	2(3)
9	Schelhaas, Levi		FR Dordt	48.51	2(4)
10	Collins, Zachary		SO Huntington	48.59Q	3(2)
11	Giuliano, Vincent		SO Olivet Nazare	48.61	3(3)
12	Holmes, Khamarly		JR Waldorf	48.63	3(4)
13	Stoner Eby, Samuel		SR Goshen	48.86	2(5)
14	Colon, Michael		FR Huston-Tillots	49.07	1(5)
15	Drum, Case		SO Wayland Bapt	49.08	3(5)
16	Breckenridge, Donovan		SO Mount Marty	49.31	2(6)
17	Allen, Tyvonne		JR Wiley	49.49	1(6)
18	Thompson, Cerrone		FR Our Lady of t	49.59	2(7)
19	Lewis, Jordan		JR Madonna	49.65	3(6)
20	Verastegui, Julian		FR Our Lady of t	49.70	2(8)
21	Noel, Mark		SR St. Mary (Kan	49.95	1(7)
22	Lightfoot, Vindero		SO Keiser	50.92	1(8)
23	Cooper, Kaneal		SO SAGU	51.43	1(9)
	Hondonga, Tafara		SO William Penn	DNS	2
	Simons, Nathan		SO Mount Marty	DNS	3
	Williams, Daniel		SO Life	DNS	3

#21 Men's 5000m Walk

R Championship 20:02.25 Evan Dunfee 2011

5:15 PM (Day 2):

Pl	Name	Yr	Team	Time	Pts
1	Crawford, Jordan		SR Missouri Bapt	21:20.97	10
2	Johnson, Carson		JR Cumberlandds	22:35.88	8
3	Sanz-Rillo, Pablo		SO Friends	23:19.40	6
4	Carr, Gage		JR Friends	23:54.63	5
5	Hirani, Nikhil		FR British Colum	24:01.97	4
6	Limas, Nathan		FR Grand View	24:06.01	3
7	Nocton, Cameron		FR Indiana East	24:11.11	2
8	Davis, Jadon		JR Friends	25:41.51	1
9	Diser, Seth		JR Grand View	26:07.31	
10	Wilson, Wyatt		SO Montreat	26:45.17	
11	Martinez, Cristian		JR Roosevelt	28:06.76	
12	Sanders, TJ		SO Southeastern	28:58.34	
	Lucas, Logan		SO Iowa Wesleya	DQ	
	Tucker, Kenny		SO Iowa Wesleya	DQ	
	Michelson, Simeon		JR Westmont	DQ	
	Wilson, Tyler		SO British Colum	DQ	

#27 Men's 4 x 800m Relay

R Championship 7:26.13 Azusa Pacific 2004


6:30 PM (Day 2):

Finals

Pl	Team	Time	Pts
1	Spring Arbor (A)	7:31.32	10
	1) Romeyn, Isaiah SO		
	2) Richardson, Gary SR		
	3) Smith, Tommee JR		
	4) Reynolds, Dean SO		
2	Indiana Wesleyan (A)	7:31.38	8
	1) Sweet, Braden SO		
	2) Kundo, Weston SR		
	3) Young, Charlie SR		
	4) Ott, Steven SR		
3	Westmont (A)	7:34.75	6
	1) Bodine, Ben JR		
	2) King, Adam SR		
	3) Vanden Heuvel, Jack SO		
	4) Sokhela, Senzo JR		
4	Marian (Ind.) (A)	7:35.50	5
	1) Thornton, Drew SR		
	2) Pittman, Owen SO		
	3) McDade, Andrew JR		
	4) Hendricks, Howard JR		
5	Dordt (A)	7:38.68	4
	1) Miller, Peyton SR		
	2) Zevenbergen, Cole JR		
	3) Engen, Trey SR		
	4) Mauldin, Payton JR		
6	Lewis-Clark (A)	7:40.03	3
	1) Wessels, Kobe FR		
	2) May, Conner JR		
	3) Gordon, Carter JR		
	4) Parsells, Griffen SO		
7	Grand View (A)	7:47.01	2
	1) Davis, Isaac JR		
	2) Thompson, Nicolas FR		
	3) Wittrock, Isaiah SR		
	4) Huyser, Carter SR		

NAIA OUTDOOR TRACK & FIELD CHAMPIONSHIPS

Marion, IN
Indiana Wesleyan University
5/24/2023 - 5/26/2023



OFFICIAL MEET REPORT
printed: 5/26/2023 5:42 PM

RESULTS

#27 Men's 4 x 800m Relay (cont'd)

6:30 PM (Day 2):

Finals

Pl	Team	Time	Pts
8	St. Mary (Kan.) (A)	7:48.13	1
	1) Perez, Luis SO	2) Cooley, Kaden JR	
	3) Neidig, Liam JR	4) Rojas-King, Elvis JR	
9	Milligan (A)	8:04.96	
	1) Chambers, Sylls SO	2) Crow, Jake SR	
	3) Reed, Dawson SR	4) Windham, Carter FR	

#11 Men's 5000 Meters

R Championship 13:41.81 Julius Randich 1993

7:35 PM (Day 2): (Top 6 per Heat + next 4 advance)

Prelims

Pl	Name	Yr	Team	Time	H(Pl)
1	Bashir-Mohammed, Emad	SR	St. Mary (Kan)	14:44.86Q	2(1)
2	Perrier, John	FR	British Colum	14:46.16Q	2(2)
3	Kammler, Aiden	JR	Shawnee Stat	14:46.20Q	2(3)
4	Woodall, Bryn	SO	Milligan	14:46.30Q	2(4)
5	Stockley, Will	SO	Milligan	14:47.01Q	2(5)
6	Fernandez, Isaac	SR	Southern Ore	14:49.22Q	2(6)
7	Uppleger, Conner	SO	Lawrence Te	14:49.81q	2(7)
8	Pohl, Luke	JR	Cornerstone	14:53.26q	2(8)
9	Kipainoi, Edwin	JR	Montana Tec	14:54.91q	2(9)
10	Anderson, Joe	SR	Dordt	14:55.87Q	1(1)
11	Bogges, Davis	SR	The Master's	14:55.95Q	1(2)
12	Rush, Daniel	JR	The Master's	14:56.00Q	1(3)
13	Wilson, Jackson	JR	Rocky Mount	14:56.11Q	1(4)
14	Jones, Aaron	JR	Milligan	14:56.27Q	1(5)
15	Covington, Colten	JR	Cornerstone	14:56.34Q	1(6)
16	Tiwana, Jaiveer	FR	British Colum	14:56.77q	1(7)
17	Kemboi, Nelson	JR	Goshen	14:57.70	1(8)
18	Hoover, Hunter	SR	Shawnee Stat	14:57.99	1(9)
19	Jenkins, Tyler	FR	Rio Grande	15:00.61	1(10)
20	Vorster, Aidan	SO	Dordt	15:02.34	1(11)
21	Romine, Hunter	FR	The Master's	15:02.62	2(10)
22	Laubach, Brint	JR	The Master's	15:07.96	1(12)
23	Rohde, Calvin	JR	Concordia (N	15:10.39	1(13)
24	Schimmelpenninck van, Sacha	FR	British Colum	15:11.91	2(11)
25	Kleber, Brandon	SO	Grace	15:13.09	1(14)
26	Mendoza, Cristian	SO	Eastern Ore	15:14.20	2(12)
27	McMillen, Nick	SR	Oregon Tech	15:16.86	1(15)
28	Bostrom, Hayden	SO	College of Ida	15:19.15	2(13)
29	Neideck, Ben	JR	Indiana Wesl	15:20.01	2(14)
30	Dwyer, Liam	JR	British Colum	15:49.88	2(15)
31	Liepe, Austin	JR	Huntington	15:56.35	1(16)
	Stamey, Ethan	SO	Montreat	DNF	2

#11 Men's 5000 Meters (cont'd)

7:35 PM (Day 2): (Top 6 per Heat + next 4 advance)

Prelims

Pl	Name	Yr	Team	Time	H(Pl)
	Booth, Cody	SR	Shawnee Stat	DNS	1
	Chavez, Jonathan	JR	UC Merced	DNS	2

#25 Men's 4 x 400m Relay

R Championship 3:05.40 Mississippi Valley State 1981


8:45 PM (Day 2): (Top 2 per Heat + next 3 advance)

Prelims

Pl	Team	Time	H(Pl)
1	Indiana Tech (A)	3:11.55Q	1(1)
	1) Gray, Miles SO	2) Pullum, Eric FR	
	3) Rush, Kamari SO	4) Warner, Michael JR	
2	William Carey (A)	3:13.59Q	3(1)
	1) Price, Derrick SO	2) Augustin, Kristopher FR	
	3) Bell, Brandon FR	4) Palmer, Shemar FR	
3	Dordt (A)	3:13.97Q	3(2)
	1) Schelhaas, Levi FR	2) Wagner, Luke JR	
	3) Zevenbergen, Cole JR	4) Mauldin, Payton JR	
4	Life (A)	3:14.16Q	1(2)
	1) Ulrich, Jacob SR	2) Chadyiwa, Ngoni SR	
	3) Kerebo, Abedelemejid FR	4) Matlhabe, Phemelo SR	
5	Dillard (A)	3:14.71q	1(3)
	1) Petty Jr., Darren SO	2) Emilien, Mark SO	
	3) Branch, Cody SR	4) Watson, Christopher JR	
6	Southeastern U. (A)	3:15.08Q	2(1)
	1) Taylor, Joseph JR	2) Worrels, Davien SO	
	3) Moulton, Jonathan SR	4) Franklin, Keishon SR	
7	Marian (Ind.) (A)	3:15.74q	3(3)
	1) Riehle, Matthew JR	2) Lifrange, Olivier SO	
	3) Ross-Harman, Murry FR	4) Givens, Eli FR	
8	Doane (A)	3:16.02q	3(4)
	1) Hawes, Kingdon JR	2) Drake, Austin JR	
	3) Mulder, Caleb FR	4) Gutierrez, Joaquin FR	
9	Central Methodist (A)	3:17.05	1(4)
	1) Nyaoga, Mohammed SR	2) Jackson, Doriye JR	
	3) Schifffhauer, Jack JR	4) Watson, Adrian JR	
10	Northwestern (Iowa) (A)	3:17.08	1(5)
	1) Jahn, Braden JR	2) Post, Cody SR	
	3) Oostra, Mitchell SR	4) Engelmann, Trey SO	
11	Our Lady of the Lake (A)	3:17.58Q	2(2)
	1) Davis, Richard FR	2) Verastegui, Julian FR	
	3) Stinson, Troy FR	4) Thompson, Cerrone FR	
12	Keiser (A)	3:17.73	2(3)
	1) Baker, Brandon SR	2) Desir, Cliff SO	
	3) Windett, Omario SO	4) Lightfoot, Vindero SO	

NAIA OUTDOOR TRACK & FIELD CHAMPIONSHIPS

Marion, IN
Indiana Wesleyan University
5/24/2023 - 5/26/2023



OFFICIAL MEET REPORT
printed: 5/26/2023 5:42 PM

RESULTS

#25 Men's 4 x 400m Relay (cont'd)

8:45 PM (Day 2): (Top 2 per Heat + next 3 advance)

Prelims

Pl	Team	Time	H(Pl)
13	Texas Wesleyan (A)	3:18.21	3(5)
	1) Dahunsi, Victor FR	2) Bridgewater, Aljani SR	
	3) Franklin, Christian JR	4) Grant, Tyrece FR	
14	Mount Vernon Nazarene (A)	3:18.51	2(4)
	1) Whaley, Marcus SO	2) Near, Liam JR	
	3) Rhodeback, Erich SO	4) Hodkinson, Evan SO	
15	Tennessee Wesleyan (A)	3:18.55	3(6)
	1) Williams, Cameron SR	2) Shuler, Tevon JR	
	3) Campbell, Ke'Andrae SO	4) Bailey, Roni FR	
16	MidAmerica Nazarene (A)	3:20.22	1(6)
	1) Farmer-Cole, James FR	2) Rhodes, Ashire SR	
	3) Hampton, Amari SO	4) Thomas, Raysean SO	
17	Talladega (A)	3:20.81	2(5)
	1) Louis, Christian FR	2) Meadows, Jonathan SO	
	3) Bain, Isiah FR	4) Ivey II, Jason FR	
18	Campbellsville (A)	3:21.76	3(7)
	1) Chatmond, Miah FR	2) Rawlings, Cambell FR	
	3) Bell, Darionta JR	4) Stowe, Maikyah SO	
19	Wiley (A)	3:22.69	2(6)
	1) Levier, Joseph SO	2) Ruben, Micah FR	
	3) Gibson, Camron FR	4) Allen, Tyvonne JR	
20	Huston-Tillotson (A)	3:23.02	2(7)
	1) Colon, Michael FR	2) Howard, Xavier SR	
	3) Cuico-McLennan, Zephaniah FR	4) Selders, Quinton SO	
21	Florida Memorial (A)	3:28.57	1(7)
	1) Ermilus, Daniel FR	2) Kelly, Omar SO	
	3) Abdul-Rasheed, Saminu SO	4) Thomas, Antonio JR	

#33 Men's Long Jump

R Championship 8.16m Ineh Emmanuel 2021

2:30 PM (Day 2):

Pl	Name	Yr	Team	Mark	F(Pl)	Pts
1	Iredia, Goodness	FR	Cumberland (7.63m (+3.2)	3(1)	10
2	Kyser, Eryk	JR	Kansas Wesl	7.49m (+1.9)	3(2)	8
3	Jones, William	JR	Life	7.44m (+2.1)	3(3)	6
4	Kalvelage, Braden	SO	Northwestern	7.42m (+3.6)	3(4)	5
5	Williams, Nastario	JR	Talladega	7.39m (+3.6)	1(1)	4
6	Eans, Coulaaj	FR	Xavier-Louisi	7.38m (+4.9)	2(1)	3
7	Moore, Justin	SR	Viterbo	7.36m (+4.4)	3(5)	2
8	Stephens-Stewart, Daimere	JR	Point Park	7.27m (+3.0)	2(2)	1
9	Jordan II, Derrick	SR	William Carey	7.23m (+4.0)	1(2)	
10	Glass, Armani	SO	Marian (Ind.)	7.22m (+5.1)	2(3)	
11	Ochieng, Teddy	FR	Hope Int'l	7.19m (+2.3)	1(3)	
12	Sommers, Sammy	SR	Taylor	7.19m (+4.0)	3(6)	

#33 Men's Long Jump (cont'd)

2:30 PM (Day 2):

Pl	Name	Yr	Team	Mark	F(Pl)	Pts
13	Gipple, Matthew	JR	Siena Heights	7.18m (+0.4)	1(4)	
14	Biget, Hugo	FR	Keiser	7.17m (+3.6)	1(5)	
15	Coleman, Jaylen	JR	Florida Memo	7.14m (+2.7)	2(4)	
16	Rathe, Joel	JR	Concordia (N	7.13m (+3.0)	1(6)	
17	Vail II, William	SR	John Brown	7.13m (+3.4)	2(5)	
18	Thompson, Jake	JR	Taylor	7.12m (+3.4)	2(6)	
19	Rafidimalala, Narindra	JR	Westmont	6.92m (+2.7)	2(7)	
20	Shuler, Tevon	JR	Tennessee W	6.74m (+3.7)	1(7)	
21	Lewis, De'Jon	SO	Our Lady of t	6.42m (+1.3)	2(8)	
22	Morozov, Mark	FR	Life	6.34m (+2.2)	2(9)	
23	Macklin, Kilan	FR	Campbellsvill	6.28m (+1.2)	3(7)	
24	Palmer, Trey	JR	Bethel (Kan.)	6.13m (+1.1)	3(8)	
	Blevins, Dustin	JR	Montreat	NM (NW)	3	
	Rowell, Ledamian	SO	William Carey	NM (NW)	1	
	Mays, Matthew	FR	Campbellsvill	DNS (NW)	1	

#29 Men's High Jump


R Championship 2.22m Mike Mason 2006

4:30 PM (Day 2):

Pl	Name	Yr	Team	Mark	Pts
1	Reitzell, Shandon	JR	Midland	2.11m	10
2	Shewey, Vance	SO	Tabor	2.11m	8
3	Reed, Jamarrion	SO	Texas Wesle	2.08m	6
4	Creech, Brady	SO	Hastings	2.08m	5
5	Glasco, Shane	JR	Bethel (Ind.)	2.05m	4
6	Bieling, Hadyn	SO	Ottawa	2.05m	3
7	Millslagle, Michael	JR	Graceland	2.05m	2
8	Dailey, Victor	SO	Multnomah	2.00m	0.25
8	McMahon, Ross	JR	Midland	2.00m	0.25
8	Jones, Tyler	SO	Eastern Ore	2.00m	0.25
8	Brouwer, Grant	SR	Dordt	2.00m	0.25
12	Trahan, Damien	SO	Xavier-Louisi	2.00m	
	Peraza, Jaiden	FR	Valley City St	NH	
	Pompey, Robert	SO	St. Thomas (NH	
	Olney, Sam	JR	Park Gilbert	NH	
	Borden, Justin	JR	Lindsey Wilso	NH	
	Pritchett, Noam	JR	Keiser	NH	
	Somerville, Shomari	SR	Indiana Tech	NH	
	Reckling, Carter	JR	Doane	NH	
	Loga, Wyatt	JR	Concordia (N	NH	

NAIA OUTDOOR TRACK & FIELD CHAMPIONSHIPS

Marion, IN
Indiana Wesleyan University
5/24/2023 - 5/26/2023



OFFICIAL MEET REPORT
printed: 5/26/2023 5:42 PM

RESULTS

#39 Men's Discus

R Championship 64.08m Ade Olukoju 1990

5:00 PM (Day 2):

Pl	Name	Yr	Team	Mark	F(Pl)	Pts
1	Torsden, Conner	SR	Dakota State	54.14m	3(1)	10
2	Kocab, Garrett	SR	Carroll (Mont.)	53.42m	3(2)	8
3	Morales, Jorden	JR	Jamestown	52.15m	3(3)	6
4	Aroyko, Ayobami	SO	St. Xavier	51.17m	3(4)	5
5	Johnson, Zach	SR	Tabor	50.60m	3(5)	4
6	Rozelle, Austen	SO	Concordia (N)	50.47m	2(1)	3
7	Uliana, Matthew	FR	British Colum	50.13m	2(2)	2
8	Leith, Deandre	SO	Columbia Int'l	50.03m	2(3)	1
9	Rios, Christian	SO	Marian (Ind.)	49.93m	3(6)	
10	Heinig, Dan	JR	Indiana Wesl	49.63m	3(7)	
11	Manuel, Kyle	SR	Southeastern	48.74m	2(4)	
12	Siefken, Niles	SR	Grand View	48.31m	3(8)	
13	Kizell, William	SO	British Colum	48.26m	2(5)	
14	Saloninas, Mykolas	SR	St. Ambrose	48.05m	3(9)	
15	Miller, Kenny	SO	Columbia (Mo)	47.93m	1(1)	
16	VanVleet, Cade	FR	Montana Tec	47.75m	2(6)	
17	Hesting, Liam	SR	Taylor	47.25m	3(10)	
18	Church, Mark	FR	Eastern Ore	46.81m	1(2)	
19	Mitchell, Andrew	JR	Southern Ore	46.00m	1(3)	
20	Hunt, Alex	JR	Madonna	45.76m	2(7)	
21	Richardson, Alex	FR	Evangel	45.57m	2(8)	
22	DeRamus, Daniel	JR	Olivet Nazare	45.39m	1(4)	
23	Campbell, Austin	SR	Lindsey Wilso	45.31m	1(5)	
24	Dean, Tyler	SO	Jamestown	45.02m	1(6)	
25	Wilson, Jonah	JR	St. Ambrose	44.29m	2(9)	
26	Hinton, Dizayuh	SR	Columbia Int'l	42.08m	1(7)	
27	Baker, Wade	JR	Waldorf	41.81m	1(8)	
28	Williams, Ty'Shaun	FR	Indiana East	41.24m	1(9)	
	Pryor, Imhotep	JR	Providence (NM	1	
	Tipping, Isaiah	JR	Marian (Ind.)	NM	2	
	Evans, Colder	SO	Central Meth	NM	2	

#19 Men's 3000m Steeple

R Championship 8:40.98 Sammy Nyamongo 1997

1:20 PM (Day 3):

Finals

Pl	Name	Yr	Team	Time	Pts
1	Shippy, Peter	SR	Dordt	9:04.68	10
2	Dockweiler, Kalen	JR	Doane	9:04.98	8
3	Aguilar-Gonzalez, Robin	JR	Marian (Ind.)	9:05.68	6
4	Ash, Justin	SO	Eastern Ore	9:11.24	5
5	Oliver, Thomas	JR	Doane	9:13.41	4
6	Hardy, Ben	JR	Aquinas	9:14.64	3
7	Schroeder, Thaniel	SR	Dordt	9:17.34	2

#19 Men's 3000m Steeple (cont'd)

1:20 PM (Day 3):

Finals

Pl	Name	Yr	Team	Time	Pts
8	Heath, Braden	SO	College of Ida	9:19.20	1
9	Callahan, Connor	JR	Aquinas	9:22.92	
10	Rudd, Nolan	SR	St. Ambrose	9:24.52	
11	Cooley, Kaden	JR	St. Mary (Kan	9:33.25	
12	Morgan, Justin	SO	Montana Tec	9:34.79	
13	Hemeyer, Carter	JR	Health Scienc	9:40.89	
14	Vernot, Braden	SO	Indiana Wesl	9:41.62	

#23 Men's 4 x 100m Relay

R Championship 39.40 Lindenwood 2005


1:50 PM (Day 3):

Finals

Pl	Team	Time	Pts
1	Indiana Tech (A)	40.17	10
	1) Rush, Kamari SO		
	2) Warner, Michael JR		
	3) Smith, Parrish FR		
	4) Haynes, Esau SO		
2	Life (A)	40.30	8
	1) Hayes, Markanthony SO		
	2) Matlhabe, Phemelo SR		
	3) Chadyiwa, Ngoni SR		
	4) Jones, William JR		
3	Olivet Nazarene (A)	40.33	6
	1) Hudson, Andrew SO		
	2) Giuliano, Vincent SO		
	3) Thomas, Calvin FR		
	4) Dunnigan, Jalen SO		
4	Talladega (A)	40.34	5
	1) Bain, Isiah FR		
	2) Williams, Nastario JR		
	3) Meadows, Jonathan SO		
	4) Louis, Christian FR		
5	Cumberlands (A)	40.49	4
	1) Eubanks, Kerrington FR		
	2) Bando, Elyon SO		
	3) Long, Ryan SO		
	4) White, Deiron FR		
6	Multnomah (A)	40.50	3
	1) Dixon, Daniel SO		
	2) Fornasari-Banguera, Freider SO		
	3) Soto, Roderick SO		
	4) Sol, Donte SO		
7	Langston (A)	40.94	2
	1) Ogundeinde, Gabriel SO		
	2) Williams, Malik SO		
	3) Graham-Pannell, Riley SO		
	4) Collier, Dion SR		
8	Dillard (A)	41.29	1
	1) McCaulley, Willie SR		
	2) Branch, Cody SR		
	3) McClendon, Kaleb SR		
	4) Petty Jr., Darren SO		
9	Keiser (A)	41.52	
	1) Desir, Cliff SO		
	2) Biget, Hugo FR		
	3) Lightfoot, Vindero SO		
	4) Johnson, Melvin SR		

NAIA OUTDOOR TRACK & FIELD CHAMPIONSHIPS

Marion, IN
Indiana Wesleyan University
5/24/2023 - 5/26/2023



OFFICIAL MEET REPORT
printed: 5/26/2023 5:42 PM

RESULTS

#9 Men's 1500 Meters

R Championship 3:41.39 Silas Kisorio 2012

2:10 PM (Day 3):

Finals

Pl	Name	Yr	Team	Time	Pts
1	Bowers, Jason	FR	Cumberland (3:47.24	10
2	Sokhela, Senzo	JR	Westmont	3:52.94	8
3	Reynolds, Dean	SO	Spring Arbor	3:53.28	6
4	Sweet, Braden	SO	Indiana Wesl	3:53.30	5
5	Hardy, Spencer	SO	British Colum	3:53.94	4
6	Armbrustmacher, Griffin	FR	Lawrence Te	3:54.11	3
7	Branch, Dylan	JR	Montreat	3:54.57	2
8	Wagner, Joshua	SR	Life	3:55.12	1
9	Kramer, Liam	SR	British Colum	3:55.15	
10	Nichols, Hunter	JR	Eastern Oreg	3:55.63	
11	Engen, Trey	SR	Dordt	3:57.28	

#16 Men's 110m Hurdles

R Championship 13.74 Dominique DeGrammont 2003

2:30 PM (Day 3):

Finals

					Wind: (-0.6)
Pl	Name	Yr	Team	Time	Pts
1	Houston, Tajean	SO	Texas Wesle	13.87	10
2	Vanterpool, Davonte	SR	Southeastern	13.91	8
3	Niang, Emmanuel	SO	Talladega	13.92	6
4	Carter, Darion	SR	Southeastern	14.00	5
5	Rodgers, Glenn	JR	Southeastern	14.00	4
6	Minear, Chantz	JR	Grand View	14.29	3
7	Rhodeback, Erich	SO	Mount Verno	14.55	2
8	Freiberg, Austin	JR	Morningside	14.66	1
	Sutherland, Neil-Matthew	FR	Menlo Colleg	DNF	

#1 Men's 100 Meters

R Championship 10.05 Davidson Ezinwa 1992

3:00 PM (Day 3):

Finals

					Wind: (-0.6)
Pl	Name	Yr	Team	Time	Pts
1	Abdul-Rasheed, Saminu	SO	Florida Memo	10.23	10
2	Matlhabe, Phemelo	SR	Life	10.27	8
3	Sol, Donte	SO	Multnomah	10.27	6
4	Williams, Malik	SO	Langston	10.43	5
5	Blacknell, Deveyon	SR	Madonna	10.45	4
6	Haynes, Esau	SO	Indiana Tech	10.48	3
7	Williams, Nastario	JR	Talladega	10.52	2
8	Washington, Jaylan	JR	Ottawa	10.54	1
9	Williamson III, James	SO	Southeastern	10.57	

#17 Men's 400m Hurdles

R Championship 49.51 Pat Brown 2005

3:20 PM (Day 3):

Finals

Pl	Name	Yr	Team	Time	Pts
1	Reemtsma, Will	SR	St. Ambrose	50.84	10
2	Felger, Dylan	SR	Huntington	51.07	8
3	Mills, Darian	FR	Thomas (Ga.)	51.56	6
4	Bridgewater, Aljani	SR	Texas Wesle	51.84	5
5	Mokuah, Collins	SO	Indiana Tech	52.72	4
6	Miller, Peyton	SR	Dordt	52.93	3
7	Holmes, Khamarly	JR	Waldorf	52.96	2
8	Carter, Darion	SR	Southeastern	55.15	1
9	Hopper, Ike	JR	Lewis-Clark	1:00.29	

#5 Men's 400 Meters

R Championship 45.07 Devon Morris 1986

3:40 PM (Day 3):

Finals

Pl	Name	Yr	Team	Time	Pts
1	Franklin, Keishon	SR	Southeastern	46.57	10
2	Ulrich, Jacob	SR	Life	46.60	8
3	Gray, Miles	SO	Indiana Tech	46.84	6
4	Chadyiwa, Ngoni	SR	Life	46.90	5
5	Kirk, London	SO	Lewis-Clark	47.01	4
6	Collins, Zachary	SO	Huntington	47.34	3
7	Branch, Cody	SR	Dillard	47.34	2
8	Rowe, Colin	SR	Xavier-Louisi	47.87	1
9	Worrels, Davien	SO	Southeastern	48.38	

#7 Men's 800 Meters

R Championship 1:46.10 Kenneth Koech 1999


4:00 PM (Day 3):

Finals

Pl	Name	Yr	Team	Time	Pts
1	Sokhela, Senzo	JR	Westmont	1:48.78	10
2	Joel, Forbes	SO	Cumberland (1:49.32	8
3	Smikle, Michael	JR	St. Thomas (1:50.80	6
4	Todorovic, Milan	SR	Oklahoma Cit	1:50.98	5
5	Ott, Steven	SR	Indiana Wesl	1:51.12	4
6	Mauldin, Payton	JR	Dordt	1:51.22	3
7	Young, Charlie	SR	Indiana Wesl	1:51.28	2
8	Farland, Cody	SO	Dakota State	1:51.64	1
9	Conkel, Nate	JR	Taylor	1:51.65	

NAIA OUTDOOR TRACK & FIELD CHAMPIONSHIPS

Marion, IN
Indiana Wesleyan University
5/24/2023 - 5/26/2023



OFFICIAL MEET REPORT
printed: 5/26/2023 5:42 PM

RESULTS

#3 Men's 200 Meters

R Championship 20.32 Moriba Morain 2017

4:20 PM (Day 3):

Finals

Pl	Name	Yr	Team	Time	Pts
1	Matlhabe, Phemelo	SR	Life	20.51	10
2	Sol, Donte	SO	Multnomah	20.72	8
3	Abdul-Rasheed, Saminu	SO	Florida Memo	20.74	6
4	Giuliano, Vincent	SO	Olivet Nazare	20.93	5
5	Alamia, Cameron	SO	Truett-McCon	20.97	4
6	Smith, Darrien	FR	Webber	21.14	3
7	Williamson III, James	SO	Southeastern	21.19	2
8	Williams, Nastario	JR	Talladega	21.26	1
9	Branch, Cody	SR	Dillard	22.54	

Wind: (-0.3)

#11 Men's 5000 Meters

R Championship 13:41.81 Julius Randich 1993

4:55 PM (Day 3):

Finals

Pl	Name	Yr	Team	Time	Pts
1	Bashir-Mohammed, Emad	SR	St. Mary (Kan	14:33.76	10
2	Kammler, Aiden	JR	Shawnee Stat	14:34.12	8
3	Perrier, John	FR	British Colum	14:34.78	6
4	Wilson, Jackson	JR	Rocky Mount	14:39.43	5
5	Anderson, Joe	SR	Dordt	14:40.24	4
6	Stockley, Will	SO	Milligan	14:42.53	3
7	Rush, Daniel	JR	The Master's	14:43.98	2
8	Kipainoi, Edwin	JR	Montana Tec	14:53.70	1
9	Boggess, Davis	SR	The Master's	14:58.36	
10	Pohl, Luke	JR	Cornerstone	14:58.45	
11	Fernandez, Isaac	SR	Southern Ore	15:01.68	
12	Jones, Aaron	JR	Milligan	15:02.04	
13	Woodall, Bryn	SO	Milligan	15:06.92	
14	Uppleger, Conner	SO	Lawrence Te	15:10.39	
15	Covington, Colten	JR	Cornerstone	15:12.36	
16	Tiwana, Jaiveer	FR	British Colum	15:22.93	

#25 Men's 4 x 400m Relay

R Championship 3:05.40 Mississippi Valley State 1981

5:25 PM (Day 3):

Finals

Pl	Team	Time	Pts
1	Indiana Tech (A)	3:07.94	10
	1) Rush, Kamari SO		
	2) Warner, Michael JR		
	3) Pullum, Eric FR		
	4) Gray, Miles SO		

#25 Men's 4 x 400m Relay (cont'd)

5:25 PM (Day 3):

Finals

Pl	Team	Time	Pts
2	Life (A)	3:08.70	8
	1) Ulrich, Jacob SR		
	2) Matlhabe, Phemelo SR		
	3) Jones, William JR		
	4) Chadyiwa, Ngoni SR		
3	Dordt (A)	3:11.26	6
	1) Schelhaas, Levi FR		
	2) Miller, Peyton SR		
	3) Zevenbergen, Cole JR		
	4) Mauldin, Payton JR		
4	William Carey (A)	3:11.77	5
	1) Price, Derrick SO		
	2) Augustin, Kristopher FR		
	3) Bell, Brandon FR		
	4) Palmer, Shemar FR		
5	Our Lady of the Lake (A)	3:12.55	4
	1) Davis, Richard FR		
	2) Verastegui, Julian FR		
	3) Stinson, Troy FR		
	4) Thompson, Cerrone FR		
6	Southeastern U. (A)	3:12.57	3
	1) Worrels, Davien SO		
	2) Taylor, Joseph JR		
	3) Moulton, Jonathan SR		
	4) Franklin, Keishon SR		
7	Doane (A)	3:13.00	2
	1) Hawes, Kingdon JR		
	2) Drake, Austin JR		
	3) Mulder, Caleb FR		
	4) Gutierrez, Joaquin FR		
8	Marian (Ind.) (A)	3:15.06	1
	1) Riehle, Matthew JR		
	2) Lifrange, Olivier SO		
	3) Ross-Harman, Murry FR		
	4) Givens, Eli FR		
9	Dillard (A)	3:17.11	
	1) Petty Jr., Darren SO		
	2) Branch, Cody SR		
	3) Emilien, Mark SO		
	4) Watson, Christopher JR		

#31 Men's Pole Vault


R Championship 5.56m Billy Olson 1982

1:00 PM (Day 3):

Pl	Name	Yr	Team	Mark	Pts
1	Pouliot, Caleb	SO	The Master's	5.10m	10
2	Paris, Tom	SO	Keiser	5.00m	8
3	Zohner, Zach	JR	Concordia (N	4.85m	6
4	Welch, Treyson	SO	Indiana Wesl	4.85m	5
5	Petrey, Tristan	SO	Cumberlands	4.85m	4
6	Knowles, Damon	SR	Taylor	4.80m	2.5
6	DeVries, Josh	JR	Cornerstone	4.80m	2.5
8	Brown, Isaac	JR	Taylor	4.80m	1
9	Rodriguez, Victor	SO	Indiana Tech	4.80m	
10	Painter, Joe	JR	St. Francis (In	4.70m	
10	Sears, Noah	SR	Olivet Nazare	4.70m	
12	Forbes, Josh	FR	Taylor	4.70m	
13	Endres, Brenden	FR	Marian (Ind.)	4.70m	
13	Carlsson, Emil	FR	Keiser	4.70m	
15	Bertling, Nik	SR	Lewis-Clark	4.70m	

NAIA OUTDOOR TRACK & FIELD CHAMPIONSHIPS

Marion, IN
Indiana Wesleyan University
5/24/2023 - 5/26/2023



OFFICIAL MEET REPORT
printed: 5/26/2023 5:42 PM

RESULTS

#31 Men's Pole Vault (cont'd)

1:00 PM (Day 3):

Pl	Name	Yr	Team	Mark	Pts
16	Martinez, Chris	SR	Oregon Tech	4.60m	
17	Pulliam, Mike	JR	Doane	4.60m	
	Hooten, Ryan	SR	Westmont	NH	
	Le Bel, Cody	SR	Southern Ore	NH	
	Tomlin, Braden	SO	Rocky Mount	NH	
	Jetmore, Jay	SO	Rocky Mount	NH	
	La Belle, Keagan	FR	Marian (Ind.)	NH	
	Willard, Ridge	FR	Indiana Wesl	NH	

#35 Men's Triple Jump

1:30 PM (Day 3):

Pl	Name	Yr	Team	Mark	F(Pl)	Pts
1	Alexander, Seth	JR	Xavier-Louisi	15.39m (+1.7)	3(1)	10
2	Coleman, Jaylen	JR	Florida Memo	15.19m (+1.1)	3(2)	8
3	Harris, Blake	JR	Xavier-Louisi	15.14m (+0.5)	3(3)	6
4	Shuler, Tevon	JR	Tennessee W	15.13m (+2.6)	2(1)	5
5	Lincoln, Myles	JR	Union (Ky.)	15.12m (+2.1)	3(4)	4
6	Hamby, Camron	SO	Campbellsvill	15.07m (-0.4)	1(1)	3
7	Poole, Jaylen	SR	Cumberland (15.06m (+0.2)	3(5)	2
8	Aboussou, Enoch	FR	Missouri Valle	14.72m (-1.4)	3(6)	1
9	Smith II, Corey	SO	Campbellsvill	14.68m (+0.6)	3(7)	
10	Tatnall, Michael	FR	Voorhees	14.48m (+0.2)	2(2)	
11	Rowell, Ledamian	SO	William Carey	14.36m (+0.9)	2(3)	
12	Maxey, Chase	SR	Marian (Ind.)	14.26m (-0.1)	1(2)	
13	Morozov, Mark	FR	Life	14.24m (+0.2)	1(3)	
14	Eze, Collins	JR	Point Park	14.23m (+1.3)	1(4)	
15	Anderson, Joseph	JR	Jarvis Christi	14.18m (+1.4)	3(8)	
16	Caffey, Kendall	SO	Langston	14.13m (+1.1)	1(5)	
17	Somerville, Shomari	SR	Indiana Tech	14.11m (+0.7)	2(4)	
18	Hopkins, Armond	SO	Voorhees	14.07m (+1.3)	2(5)	
19	Tarver, Mikkell	SO	Friends	14.04m (-0.4)	1(6)	
20	Johnson, Trenton	FR	Lewis-Clark	14.02m (-0.1)	1(7)	
21	Jones, William	JR	Life	13.94m (+0.0)	2(6)	
22	Blevins, Dustin	JR	Montreat	13.61m (-1.0)	2(7)	
23	Wiggins, Jalin	SR	Keiser	13.30m (-0.4)	1(8)	
24	Fields, Nathan	FR	Bushnell	13.14m (-1.1)	2(8)	
	Mays, Matthew	FR	Campbellsvill	NM (NW)	1	
	Iredia, Goodness	FR	Cumberland (NM (NW)	3	
	Luces, Lorenzo	FR	Wayland Bapt	DNS (NW)	2	

#37 Men's Shot Put

R Championship 20.06m Steve Ercegovac 2000

3:00 PM (Day 3):

Pl	Name	Yr	Team	Mark	F(Pl)	Pts
1	Kucera, Dylan	SR	Midland	19.41m	3(1)	10

#37 Men's Shot Put (cont'd)

3:00 PM (Day 3):

Pl	Name	Yr	Team	Mark	F(Pl)	Pts
2	Nett, Tanner	SO	Eastern Ore	17.60m	3(2)	8
3	Manuel, Kyle	SR	Southeastern	16.97m	3(3)	6
4	Netral, Jacob	JR	Marian (Ind.)	16.93m	3(4)	5
5	Leith, Deandre	SO	Columbia Int'l	16.75m	3(5)	4
6	Semedo, Darien	JR	Concordia (N	16.46m	1(1)	3
7	Saloninas, Mykolas	SR	St. Ambrose	16.40m	3(6)	2
8	Rios, Christian	SO	Marian (Ind.)	16.33m	3(7)	1
9	Williamson, Josh	SO	The Master's	16.08m	2(1)	
10	Webster, Devin	SR	Thomas More	15.98m	2(2)	
11	Wilson, Jonah	JR	St. Ambrose	15.97m	1(2)	
12	King, Luke	JR	Southern Ore	15.82m	2(3)	
13	Parker, Cole	JR	Kansas Wesl	15.81m	2(4)	
14	Rutherford, Caleb	JR	Mount Mercy	15.71m	2(5)	
15	Mecham, Jesse	FR	Montana Tec	15.68m	2(6)	
16	Heinig, Dan	JR	Indiana Wesl	15.67m	2(7)	
17	Tordsen, Conner	SR	Dakota State	15.67m	3(8)	
18	Baker, Wade	JR	Waldorf	15.56m	1(3)	
19	Siefken, Niles	SR	Grand View	15.56m	1(5)	
20	Jackson, Alphonse	SO	York (Neb.)	15.50m	1(5)	
21	Dickey, Kyler	SR	Mount Verno	15.48m	3(9)	
22	Aroyko, Ayobami	SO	St. Xavier	15.46m	2(8)	
23	Kocab, Garrett	SR	Carroll (Mont.	15.16m	3(10)	
24	Tuggle, Micah	JR	Mount Verno	14.71m	3(11)	
25	Pendleton, Wilson	SO	Georgetown (14.43m	2(9)	
26	Schmitz, Andrew	FR	Doane	14.40m	1(6)	
27	Williams, Ty'Shaun	FR	Indiana East	14.27m	1(7)	
28	Wiley, Blake	SO	Grand View	13.89m	1(8)	
29	Tulloch, Narrson	FR	Florida Memo	13.39m	1(9)	
31	Paolozzi, Andrew	SO	Reinhardt	NM	1	
	Enriquez, Alfredo	SR	Tabor	NM	2	

Men's Scores


Pl	Team	Code	Score
1	Life	LIFE	55
2	British Columbia	BRIT	41
3	Southeastern U.	SOFL	39
4	Indiana Tech	INI2	33
5	Dordt	DORD	32.25
6	Cumberland (Tenn.)	CUMB	30
7	Midland	MIDL	28.25
8	Marian (Ind.)	MAI2	24
8	Westmont	WECA	24
8	Indiana Wesleyan	INI3	24
8	Florida Memorial	FLOR	24
12	The Master's	THEM	22

NAIA OUTDOOR TRACK & FIELD CHAMPIONSHIPS

Marion, IN

Indiana Wesleyan University

5/24/2023 - 5/26/2023



OFFICIAL MEET REPORT

printed: 5/26/2023 5:42 PM

RESULTS

Men's Scores (cont'd)				Men's Scores (cont'd)			
Pl	Team	Code	Score	Pl	Team	Code	Score
13	Texas Wesleyan	TXWE	21	57	Our Lady of the Lake	OURL	4
14	Xavier-Louisiana	XALA	20	57	Goshen	GOSH	4
14	Keiser	KEIS	20	57	Union (Ky.)	UNKY	4
16	St. Mary (Kan.)	SMKS	19	57	Bethel (Ind.)	BEIN	4
17	Talladega	TALL	18	63	Taylor	TAYL	3.5
18	Multnomah	MULT	17.25	64	Dillard	DILL	3
19	Spring Arbor	SPMI	16	64	Aquinas	AQUI	3
19	Dakota State	DAKO	16	64	Lawrence Tech	TECH	3
19	Cumberlands	CUKY	16	64	Webber	WEBB	3
19	Carroll (Mont.)	CAR1	16	64	Campbellsville	CAKY	3
23	Doane	DOAN	15	69	Cornerstone	COM3	2.5
24	Eastern Oregon	EAOR	13.25	70	Waldorf	WALD	2
25	Huntington	HUIN	13	70	Montreat	MONC	2
26	Friends	FRIE	12	70	Mount Vernon Nazarene	MOO2	2
26	Tabor	TABO	12	70	Indiana East	INEA	2
26	Concordia (Neb.)	CONE	12	70	Viterbo	VITE	2
26	St. Ambrose	STAM	12	70	Graceland	GRIA	2
30	Olivet Nazarene	OLIL	11	76	College of Idaho	COLL	1
30	Point Park	POPA	11	76	Evangel	EVMO	1
30	Shawnee State	SHOH	11	76	Morningside	MORN	1
33	Missouri Baptist	MIMO	10				
33	Reinhardt	REIN	10				
33	Madonna	MADO	10				
36	Milligan	MITN	9				
37	Grand View	GRAN	8				
37	Kansas Wesleyan	KSWE	8				
37	Lewis-Clark	LEID	8				
37	Southern Oregon	SOOR	8				
41	Langston	LANG	7				
42	Ottawa	OTTA	6				
42	Montana Tech	MTTE	6				
42	Mount Marty	MOSD	6				
42	St. Thomas (Fla.)	STFL	6				
42	Thomas (Ga.)	THOM	6				
42	Jamestown	JAME	6				
48	William Carey	CARE	5				
48	Columbia Int'l	INT1	5				
48	Rocky Mountain	ROMT	5				
48	St. Xavier	STXA	5				
48	Hastings	HAST	5				
48	William Penn	WIIA	5				
48	Northwestern (Iowa)	NOIA	5				
48	Tennessee Wesleyan	TNWE	5				
48	Oklahoma City	OKO2	5				
57	Missouri Valley	MIM2	4				
57	Truett-McConnell	TRUE	4				