


**NAIA OUTDOOR TRACK & FIELD CHAMPIONSHIPS**

Marion, IN

Indiana Wesleyan University

5/24/2023 - 5/26/2023

**OFFICIAL MEET REPORT**

printed: 5/25/2023 9:09 PM

**START LIST****#38 Women's Shot Put****2:30 PM (Day 2)**

Lane	#	Name	Team	Mark
<b>Flight 1 of 3</b>				
1	1365	Lotz, Victoria	MidAmerica Nazarene	13.03m
2	1438	Krohe, Lana	Olivet Nazarene	13.04m
3	1235	Powers, Kaylyn	Hannibal-LaGrange	13.07m
4	1023	Barnes, Markalah	Bethel (Ind.)	13.09m
5	1450	Barber, Laurel	Ottawa	13.20m
6	1145	Gronseth, Lila	Dakota Wesleyan	13.24m
7	1142	Hubbard, Traia	Dakota State	13.24m
8	1109	Pokorney, Kamryn	Concordia (Neb.)	13.26m
9	1078	Herron, Star	College of Idaho	13.26m
10	1146	Magnuson, Abby	Dakota Wesleyan	13.36m

**Flight 2 of 3**

1	1319	Albright, Danielle	Life	13.37m
2	1430	Batts, Daryn	Oklahoma City	13.43m
3	1236	Anderson, Kiara	Hastings	13.48m
4	1032	Dadson, Michelle	British Columbia	13.52m
5	1243	Tyler, Asia	Hastings	13.55m
6	1062	Beard, Baylee	Central Methodist	13.56m
7	1385	Florentin, Fedra	Mobile	13.58m
8	1286	Hunter, Brianna	Iowa Wesleyan	13.69m
9	1626	French, Katie	William Woods	13.77m
10	1504	Miller, Annah	St. Ambrose	13.86m

**Flight 3 of 3**

1	1528	Caspersen, Claire	St. Mary (Neb.)	13.88m
2	1092	Korte, Lena	Concordia (Mich.)	13.89m
3	1027	Wagner, Hope	Briar Cliff	13.90m
4	1421	Nail, Bre	Mount Mercy	13.95m
5	1351	Benjamin, Arriana	Marian (Ind.)	14.04m
6	1134	Watson, Daveina	Cumberland (Tenn.)	14.05m
7	1277	Kara, Princess	Indiana Wesleyan	14.14m
8	1162	Baucom, Alivia	Doane	14.44m
9	1322	Davis, Levonis	Life	14.50m
10	1148	Nagel, Kori	Dickinson St.	14.86m
11	1187	Ledbetter, Maggie	Eastern Oregon	14.87m

**#33 Men's Long Jump****2:30 PM (Day 2)**

Lane	#	Name	Team	Mark
<b>Flight 1 of 3</b>				
1	1948	Biget, Hugo	Keiser	7.18m
2	2401	Jordan II, Derrick	William Carey	7.18m
3	2319	Shuler, Tevon	Tennessee Wesleyan	7.18m
4	1704	Mays, Matthew	Campbellsville	7.18m
5	1880	Ochieng, Teddy	Hope Int'l	7.18m
6	2404	Rowell, Ledamian	William Carey	7.20m
7	2232	Gipple, Matthew	Siena Heights	7.23m

**#33 Men's Long Jump (cont'd)****2:30 PM (Day 2)**

Lane	#	Name	Team	Mark
8	2306	Williams, Nastario	Talladega	7.24m
9	1728	Rathe, Joel	Concordia (Neb.)	7.25m
<b>Flight 2 of 3</b>				
1	2413	Eans, Coulaaj	Xavier-Louisiana	7.25m
2	2180	Lewis, De'Jon	Our Lady of the Lake	7.26m
3	2022	Glass, Armani	Marian (Ind.)	7.27m
4	2314	Thompson, Jake	Taylor	7.27m
5	2390	Rafidimalala, Narindra	Westmont	7.35m
6	1828	Coleman, Jaylen	Florida Memorial	7.36m
7	1941	Vail II, William	John Brown	7.38m
8	1990	Morozov, Mark	Life	7.38m
9	2203	Stephens-Stewart, Dai	Point Park	7.39m

**Flight 3 of 3**


1	1987	Jones, William	Life	7.39m
2	1703	Macklin, Kilan	Campbellsville	7.40m
3	2313	Sommers, Sammy	Taylor	7.50m
4	2088	Blevins, Dustin	Montreat	7.55m
5	1945	Kyser, Eryk	Kansas Wesleyan	7.56m
6	2138	Kalvelage, Braden	Northwestern (Iowa)	7.59m
7	1672	Palmer, Trey	Bethel (Kan.)	7.59m
8	2371	Moore, Justin	Viterbo	7.66m
9	1744	Iredia, Goodness	Cumberland (Tenn.)	7.69m

**#29 Men's High Jump****4:30 PM (Day 2)**

Lane	#	Name	Team	Mark
<b>Flight 1 of 1</b>				
1	2190	Olney, Sam	Park Gilbert	2.02m
2	1907	Somerville, Shomari	Indiana Tech	2.02m
3	2290	Pompey, Robert	St. Thomas (Fla.)	2.02m
4	2127	Dailey, Victor	Multnomah	2.05m
5	1817	Jones, Tyler	Eastern Oregon	2.05m
6	2417	Trahan, Damien	Xavier-Louisiana	2.05m
7	2363	Peraza, Jaiden	Valley City State	2.05m
8	1669	Glasco, Shane	Bethel (Ind.)	2.05m
9	2000	Borden, Justin	Lindsey Wilson	2.05m
10	1799	Brouwer, Grant	Dordt	2.05m
11	1727	Loga, Wyatt	Concordia (Neb.)	2.05m
12	2055	McMahon, Ross	Midland	2.05m
13	1955	Pritchett, Noam	Keiser	2.07m
14	2056	Reitzell, Shandon	Midland	2.08m
15	2332	Reed, Jamarion	Texas Wesleyan	2.08m
16	1793	Reckling, Carter	Doane	2.08m
17	1878	Creech, Brady	Hastings	2.08m
18	2299	Shewey, Vance	Tabor	2.09m
19	2171	Bieling, Hadyn	Ottawa	2.10m

# NAIA OUTDOOR TRACK & FIELD CHAMPIONSHIPS

Marion, IN  
Indiana Wesleyan University  
5/24/2023 - 5/26/2023



OFFICIAL MEET REPORT  
printed: 5/25/2023 9:09 PM

## START LIST

### #29 Men's High Jump (cont'd)

4:30 PM (Day 2)

Lane	#	Name	Team	Mark
20	1863	Millslagle, Michael	Graceland	2.14m

### #39 Men's Discus

5:00 PM (Day 2)

Lane	#	Name	Team	Mark
Flight 1 of 3				
1	1816	Church, Mark	Eastern Oregon	47.60m
2	1926	Dean, Tyler	Jamestown	47.70m
3	2374	Baker, Wade	Waldorf	47.72m
4	2002	Campbell, Austin	Lindsey Wilson	47.72m
5	1723	Miller, Kenny	Columbia (Mo.)	47.72m
6	2154	DeRamus, Daniel	Olivet Nazarene	47.85m
7	2207	Pryor, Imhotep	Providence (Great Falls)	47.92m
8	1724	Hinton, Dizayuh	Columbia Int'l	48.02m
9	2253	Mitchell, Andrew	Southern Oregon	48.39m
10	1892	Williams, Ty'Shaun	Indiana East	48.45m

#### Flight 2 of 3

1	1696	Uliana, Matthew	British Columbia	48.55m
2	1685	Kizell, William	British Columbia	48.80m
3	1825	Richardson, Alex	Evangel	48.81m
4	2012	Hunt, Alex	Madonna	49.02m
5	2238	Manuel, Kyle	Southeastern U.	49.14m
6	1726	Leith, Deandre	Columbia Int'l	49.22m
7	1713	Evans, Colder	Central Methodist	49.38m
8	1645	VanVleet, Cade	Montana Tech	49.39m
9	1730	Rozelle, Austen	Concordia (Neb.)	49.55m
10	2271	Wilson, Jonah	St. Ambrose	49.68m
11	2038	Tipping, Isaiah	Marian (Ind.)	49.69m

#### Flight 3 of 3

1	1913	Heinig, Dan	Indiana Wesleyan	50.64m
2	1873	Siefken, Niles	Grand View	51.19m
3	2298	Johnson, Zach	Tabor	51.67m
4	2269	Saloninas, Mykolas	St. Ambrose	52.22m
5	1927	Morales, Jorden	Jamestown	52.60m
6	2311	Hesting, Liam	Taylor	53.20m
7	1773	Tordsen, Conner	Dakota State	54.47m
8	1712	Kocab, Garrett	Carroll (Mont.)	55.49m
9	2034	Rios, Christian	Marian (Ind.)	55.86m
10	2294	Aroyko, Ayobami	St. Xavier	57.10m

### #36 Women's Triple Jump

5:30 PM (Day 2)

Lane	#	Name	Team	Mark
Flight 1 of 3				
1	1251	Xayarath, Erica	Huntington	11.52m
2	1532	Harrison, Amia	St. Xavier	11.53m

### #36 Women's Triple Jump (cont'd)

5:30 PM (Day 2)

Lane	#	Name	Team	Mark
3	1611	Tutt-Mootouo, Meeyesh	Wiley	11.54m
4	1254	Pfefferkorn, Makala	Indiana Kokomo	11.55m
5	1133	Samuel, Blessing	Cumberland (Tenn.)	11.56m
6	1622	Wilson, Zaniyah	William Carey	11.56m
7	1296	Jones, Alexis	Jessup	11.57m
8	1602	Williams, Xaniah	Webber	11.57m
9	1480	Ford, Miyah	Southeastern U.	11.57m
10	1060	Miller, Olivia	Carlow	11.60m

#### Flight 2 of 3


1	1360	Walters, Naomi	Marian (Ind.)	11.63m
2	1601	Leuthold, Abigail	Webber	11.67m
3	1400	Gakeri, Jessica	Montreat	11.68m
4	1167	Garrett, Josie	Doane	11.69m
5	1198	Graham, Andreana	Florida Memorial	11.70m
6	1303	Dorsey, Ahmia	Langston	11.71m
7	1551	Goss, Aniecia	Tennessee Wesleyan	11.71m
8	1572	Hall, Myesha	Truett-McConnell	11.73m
9	1422	Browne, Princess	Multnomah	11.80m
10	1633	Cordova, Zoe	Xavier-Louisiana	11.81m
11	1160	Rowe, Rachel	Dillard	11.81m

#### Flight 3 of 3

1	1617	Linton, Machaeda	William Carey	11.91m
2	1278	Laudermilch, Blessing	Indiana Wesleyan	11.96m
3	1304	Veals, Chasity	Langston	11.99m
4	1614	Jones, Nevagant	William Carey	12.00m
5	1318	Zywina, Sydnie	Lewis-Clark	12.01m
6	1246	Copeland, Destiny	Huntington	12.11m
7	1128	Mack, Alana	Cumberland (Tenn.)	12.13m
8	1042	Macdonald, Allison	British Columbia	12.13m
9	1058	Schofield, Alexia	Campbellsville	12.32m
10	1355	Norwood, Jai-Lyn	Marian (Ind.)	12.53m

**NAIA OUTDOOR TRACK & FIELD CHAMPIONSHIPS**

Marion, IN  
 Indiana Wesleyan University  
 5/24/2023 - 5/26/2023



**OFFICIAL MEET REPORT**  
 printed: 5/25/2023 9:09 PM

# START LIST

**#20 Women's 3000m Steeple****Finals 1:00 PM (Day 3)**

Lane	#	Name	Team	Time
<b>Section 1 of 1</b>				
1	1515	Miller, Evie	St. Francis (Ind.)	10:46.96
2	1521	Hiebert, Riley	St. Mary (Kan.)	10:58.08
3	1548	Vanderwall, Ahna	Taylor	10:49.32
4	1516	Armendariz, Alyssa	St. Mary (Kan.)	10:58.11
5	1038	Hennessey, Jamie	British Columbia	10:53.91
6	1378	Reed, Mia	Missouri Baptist	10:58.34
7	1232	Lawson, Morgan	Grand View	10:56.61
8	1079	Martin, Sage	College of Idaho	10:58.41
9	1624	Dimond, Ellie	William Woods	10:58.69
10	1080	Mauer, Larissa	College of Idaho	11:02.63
11	1205	Giles, Caroline	Friends	10:59.07
12	1403	Mallory, Jenna	Montreat	11:08.02
13	1176	Kuperus, Elyse	Dordt	11:11.32
14	1336	Johnson, Meredith	Lindsey Wilson	11:12.10

**#19 Men's 3000m Steeple****Finals 1:20 PM (Day 3)**

Lane	#	Name	Team	Time
<b>Section 1 of 1</b>				
1	1809	Shippy, Peter	Dordt	9:16.15
2	1782	Dockweiler, Kalen	Doane	9:17.74
3	2018	Aguilar-Gonzalez, Robi	Marian (Ind.)	9:20.30
4	1808	Schroeder, Thaniel	Dordt	9:17.10
5	1651	Callahan, Connor	Aquinas	9:21.41
6	2268	Rudd, Nolan	St. Ambrose	9:26.14
7	1919	Vernot, Braden	Indiana Wesleyan	9:21.15
8	1720	Heath, Braden	College of Idaho	9:21.77
9	2280	Cooley, Kaden	St. Mary (Kan.)	9:26.22
10	1815	Ash, Justin	Eastern Oregon	9:22.05
11	1790	Oliver, Thomas	Doane	9:24.00
12	1653	Hardy, Ben	Aquinas	9:24.07
13	1879	Hemeyer, Carter	Health Sciences and Ph	9:26.49
14	2084	Morgan, Justin	Montana Tech	9:33.79

**#24 Women's 4 x 100m Relay****Finals 1:40 PM (Day 3)**

Lane	Team	Time
<b>Section 1 of 1</b>		
1	Madonna (A)	A 46.42
2	Vanguard (A)	A 46.23
3	Southeastern U. (A)	A 45.97
4	Indiana Tech (A)	A 45.71
5	William Carey (A)	A 44.94
6	Cumberland (Tenn.) (A)	A 45.56
7	Life (A)	A 45.77

**#24 Women's 4 x 100m Relay (cont'd)****Finals 1:40 PM (Day 3)**

Lane	Team	Time
8	Dillard (A)	A 46.07
9	Mobile (A)	A 46.31

**#23 Men's 4 x 100m Relay****Finals 1:50 PM (Day 3)**

Lane	Team	Time
<b>Section 1 of 1</b>		
1	Dillard (A)	A 40.63
2	Keiser (A)	A 40.41
3	Life (A)	A 40.69
4	Olivet Nazarene (A)	A 40.40
5	Multnomah (A)	A 40.05
6	Indiana Tech (A)	A 40.08
7	Talladega (A)	A 40.41
8	Cumberlands (A)	A 40.40
9	Langston (A)	A 40.51

**#10 Women's 1500 Meters****Finals 2:00 PM (Day 3)**


Lane	#	Name	Team	Time
<b>Section 1 of 1</b>				
1	1465	Little Light, Sydney	Rocky Mountain	4:34.75
2	1043	MacGillivray, Holly	British Columbia	4:38.43
3	1249	Wiley, Addy	Huntington	4:35.83
4	1081	Shirts, Abbey	College of Idaho	4:38.56
5	1226	Plastow, Heather	Grace	4:36.63
6	1015	Cobo, Caroline	Benedictine (Kan.)	4:39.56
7	1375	Kearney, Ellen-Mary	Milligan	4:38.92
8	1046	Pfohl, Amelia	British Columbia	4:39.94
9	1099	Haecker, Rylee	Concordia (Neb.)	4:39.87
10	1509	Pineda, Ana	St. Francis (Ill.)	4:42.05
11	1248	Tedder, Emily	Huntington	4:44.04
12	1544	Muterspaw, Emma	Taylor	4:44.22

**#9 Men's 1500 Meters****Finals 2:10 PM (Day 3)**

Lane	#	Name	Team	Time
<b>Section 1 of 1</b>				
1	1741	Bowers, Jason	Cumberland (Tenn.)	3:52.66
2	2259	Reynolds, Dean	Spring Arbor	3:53.68
3	1966	Armbrustmacher, Griffin	Lawrence Tech	3:53.19
4	2392	Sokhela, Senzo	Westmont	3:54.02
5	1918	Sweet, Braden	Indiana Wesleyan	3:54.13
6	1683	Hardy, Spencer	British Columbia	3:54.13
7	2090	Branch, Dylan	Montreat	3:54.20
8	1994	Wagner, Joshua	Life	3:54.22
9	1686	Kramer, Liam	British Columbia	3:54.23

# NAIA OUTDOOR TRACK & FIELD CHAMPIONSHIPS

Marion, IN  
Indiana Wesleyan University  
5/24/2023 - 5/26/2023



OFFICIAL MEET REPORT  
printed: 5/25/2023 9:09 PM

## START LIST

### #9 Men's 1500 Meters (cont'd)

#### Finals 2:10 PM (Day 3)

Lane	#	Name	Team	Time
10	1822	Nichols, Hunter	Eastern Oregon	3:54.34
11	1801	Engen, Trey	Dordt	3:54.58

### #15 Women's 100m Hurdles

#### Finals 2:20 PM (Day 3)

Lane	#	Name	Team	Time
Section 1 of 1				
1	1072	Scott, Tre'Breh	Central Methodist	14.01
2	1631	Carter, Emerald	Xavier-Louisiana	13.90
3	1155	Beyioku-Alase, Tashina	Dillard	13.96
4	1618	Myles, Salieci	William Carey	13.68
5	1064	Clayton, Gizel	Central Methodist	13.51
6	1433	Antkoviak, Hannah	Olivet Nazarene	13.64
7	1356	Oleksak, Erin	Marian (Ind.)	13.78
8	1612	Abu, Joy	William Carey	13.78
9	1129	Mensah, Doris	Cumberland (Tenn.)	13.90

### #16 Men's 110m Hurdles

#### Finals 2:30 PM (Day 3)

Lane	#	Name	Team	Time
Section 1 of 1				
1	2121	Rhodeback, Erich	Mount Vernon Nazaren	14.25
2	1872	Minear, Chantz	Grand View	14.19
3	2096	Freiberg, Austin	Morningside	14.13
4	2305	Niang, Emmanuel	Talladega	13.99
5	2235	Carter, Darion	Southeastern U.	13.93
6	2246	Vanterpool, Davonte	Southeastern U.	13.98
7	2327	Houston, Tajean	Texas Wesleyan	14.02
8	2242	Rodgers, Glenn	Southeastern U.	14.16
9	2041	Sutherland, Neil-Matthe	Menlo College	14.19

### #2 Women's 100 Meters

#### Finals 2:50 PM (Day 3)

Lane	#	Name	Team	Time
Section 1 of 1				
1	1270	Warthen, Jamaya	Indiana Tech	11.75
2	1560	Williams, Jaelynn	Texas Wesleyan	11.74
3	1569	Busker, Alyssa	Trinity Christian	11.70
4	1617	Linton, Machaeda	William Carey	11.68
5	1202	Wilson, Denai	Florida Memorial	11.54
6	1323	Davis, Talayla	Life	11.56
7	1618	Myles, Salieci	William Carey	11.65
8	1049	Sobkowich, Hanna	British Columbia	11.77
9	1052	Boyd, Alexia	Campbellsville	11.74

### #1 Men's 100 Meters

#### Finals 3:00 PM (Day 3)

Lane	#	Name	Team	Time
Section 1 of 1				
1	1965	Williams, Malik	Langston	10.42
2	2247	Williamson III, James	Southeastern U.	10.34
3	2010	Blacknell, Deveyon	Madonna	10.39
4	2131	Sol, Donte	Multnomah	10.24
5	1826	Abdul-Rasheed, Samin	Florida Memorial	10.11
6	1989	Matlhabe, Phemelo	Life	10.20
7	2177	Washington, Jaylan	Ottawa	10.26
8	1897	Haynes, Esau	Indiana Tech	10.29
9	2306	Williams, Nastario	Talladega	10.38

### #18 Women's 400m Hurdles

#### Finals 3:10 PM (Day 3)

Lane	#	Name	Team	Time
Section 1 of 1				
1	1014	Ambuul, Alison	Benedictine (Kan.)	1:02.73
2	1013	Bell, Tajanique	Baker	1:01.33
3	1583	Burke, Jordyn	Vanguard	1:02.40
4	1452	Perry, JayOnna	Ottawa	1:01.49
5	1433	Antkoviak, Hannah	Olivet Nazarene	58.35
6	1612	Abu, Joy	William Carey	59.57
7	1154	Wrzesinski, Wrenzi	Dickinson St.	1:01.02
8	1485	Simpson, Namiah	Southeastern U.	1:02.40
9	1308	Britt, Ashley	Lewis-Clark	1:02.41

### #17 Men's 400m Hurdles

#### Finals 3:20 PM (Day 3)

Lane	#	Name	Team	Time
Section 1 of 1				
1	1977	Hopper, Ike	Lewis-Clark	53.38
2	2375	Holmes, Khamarly	Waldorf	52.91
3	2235	Carter, Darion	Southeastern U.	52.82
4	2350	Mills, Darian	Thomas (Ga.)	52.80
5	2267	Reemtsma, Will	St. Ambrose	51.37
6	1882	Felger, Dylan	Huntington	52.54
7	2323	Bridgewater, Aljani	Texas Wesleyan	52.65
8	1899	Mokuah, Collins	Indiana Tech	53.03
9	1805	Miller, Peyton	Dordt	53.03


### #6 Women's 400 Meters

#### Finals 3:30 PM (Day 3)

Lane	#	Name	Team	Time
Section 1 of 2				
4	1436	Carter, Kiara	Olivet Nazarene	56.07
5	1260	Irby, Jo'Deci	Indiana Tech	55.71
6	1499	Butler, Gabbi	St. Ambrose	55.85
7	1093	Battershell, Rachel	Concordia (Neb.)	58.37

# NAIA OUTDOOR TRACK & FIELD CHAMPIONSHIPS

Marion, IN  
Indiana Wesleyan University  
5/24/2023 - 5/26/2023



OFFICIAL MEET REPORT  
printed: 5/25/2023 9:09 PM

## START LIST

### #6 Women's 400 Meters (cont'd)

#### Finals 3:30 PM (Day 3)

Lane	#	Name	Team	Time
Section 2 of 2				
3	1331	Richman, Sabrina	Life	56.36
4	1324	Florvilus, Brianna	Life	55.64
5	1125	Idamadudu, Praise	Cumberland (Tenn.)	53.71
6	1646	Grenyion, Soyinne	Indiana Tech	55.40
7	1345	Jones, Charity	Madonna	56.05
8	1413	Davis, Calli	Mount Marty	56.50

### #5 Men's 400 Meters

#### Finals 3:40 PM (Day 3)

Lane	#	Name	Team	Time
Section 1 of 1				
1	2248	Worrels, Davien	Southeastern U.	48.48
2	1896	Gray, Miles	Indiana Tech	48.13
3	1979	Kirk, London	Lewis-Clark	48.28
4	2236	Franklin, Keishon	Southeastern U.	47.92
5	1993	Ulrich, Jacob	Life	47.36
6	1776	Branch, Cody	Dillard	47.89
7	1985	Chadyiwa, Ngoni	Life	47.89
8	1881	Collins, Zachary	Huntington	48.59
9	2416	Rowe, Colin	Xavier-Louisiana	48.30

### #8 Women's 800 Meters

#### Finals 3:50 PM (Day 3)

Lane	#	Name	Team	Time
Section 1 of 1				
1	1186	Herbes, Michelle	Eastern Oregon	2:13.24
2	1269	Voyles, Lisa	Indiana Tech	2:11.27
3	1567	Palmgren, Ellen	The Master's	2:12.42
4	1249	Wiley, Addy	Huntington	2:11.41
5	1227	Sauder, Kylie	Grace	2:09.82
6	1044	Mortimer, Rachel	British Columbia	2:11.05
7	1043	MacGillivray, Holly	British Columbia	2:10.09
8	1010	Whitney, Maggie	Aquinas	2:12.55
9	1015	Cobo, Caroline	Benedictine (Kan.)	2:11.77

### #7 Men's 800 Meters

#### Finals 4:00 PM (Day 3)

Lane	#	Name	Team	Time
Section 1 of 1				
1	1803	Mauldin, Payton	Dordt	1:52.70
2	1766	Farland, Cody	Dakota State	1:52.43
3	1923	Young, Charlie	Indiana Wesleyan	1:51.87
4	1746	Joel, Forbes	Cumberland (Tenn.)	1:52.21
5	2392	Sokhela, Senzo	Westmont	1:51.04
6	1917	Ott, Steven	Indiana Wesleyan	1:51.90
7	2152	Todorovic, Milan	Oklahoma City	1:53.80

### #7 Men's 800 Meters (cont'd)

#### Finals 4:00 PM (Day 3)

Lane	#	Name	Team	Time
8	2309	Conkel, Nate	Taylor	1:52.28
9	2292	Smikle, Michael	St. Thomas (Fla.)	1:52.48

### #4 Women's 200 Meters

#### Finals 4:10 PM (Day 3)

Lane	#	Name	Team	Time
Section 1 of 1				
1	1049	Sobkowich, Hanna	British Columbia	24.09
2	1157	Byrd, Kevell	Dillard	23.81
3	1270	Warthen, Jamaya	Indiana Tech	23.92
4	1323	Davis, Talayla	Life	23.90
5	1125	Idamadudu, Praise	Cumberland (Tenn.)	23.21
6	1331	Richman, Sabrina	Life	23.87
7	1202	Wilson, Denai	Florida Memorial	23.38
8	1640	Turner, Kynneddy	Xavier-Louisiana	24.06
9	1569	Busker, Alyssa	Trinity Christian	24.05

### #3 Men's 200 Meters

#### Finals 4:20 PM (Day 3)

Lane	#	Name	Team	Time
Section 1 of 1				
1	1776	Branch, Cody	Dillard	20.80
2	2306	Williams, Nastario	Talladega	20.71
3	2355	Alamia, Cameron	Truett-McConnell	20.64
4	2247	Williamson III, James	Southeastern U.	20.66
5	1826	Abdul-Rasheed, Samin	Florida Memorial	20.35
6	2131	Sol, Donte	Multnomah	20.47
7	1989	Matlhabe, Phemelo	Life	20.70
8	2157	Giuliano, Vincent	Olivet Nazarene	20.68
9	2383	Smith, Darrien	Webber	20.74

### #12 Women's 5000 Meters

#### Finals 4:30 PM (Day 3)

Lane	#	Name	Team	Time
Section 1 of 1				
1	1212	Chebet, Mercy	Goshen	17:43.69
2	1484	Rohm, Julia	Southeastern U.	17:44.91
3	1082	Tingelstad, Ellyse	College of Idaho	17:45.71
4	1372	Bearzi, Alyssa	Milligan	17:45.93
5	1561	Fredericks, Hannah	The Master's	17:46.05
6	1079	Martin, Sage	College of Idaho	17:53.41
7	1029	Beckett, Marley	British Columbia	17:46.71
8	1045	Newlove, Katie	British Columbia	17:55.80
9	1273	Dewey, Addi	Indiana Wesleyan	17:47.52
10	1374	Dominy, Caitlin	Milligan	17:55.86
11	1520	Hiebert, Reagan	St. Mary (Kan.)	17:48.65
12	1001	Adler, Hannah	Aquinas	17:58.54




# NAIA OUTDOOR TRACK & FIELD CHAMPIONSHIPS

Marion, IN

Indiana Wesleyan University

5/24/2023 - 5/26/2023



OFFICIAL MEET REPORT

printed: 5/25/2023 9:09 PM

## START LIST

### #12 Women's 5000 Meters (cont'd)

#### Finals 4:30 PM (Day 3)

Lane	#	Name	Team	Time
13	1510	Ramsey, Allison	St. Francis (Ill.)	17:50.98
14	1244	Timmermans, Emma	Hope Int'l	17:56.37
15	1077	Figueira, Kahea	College of Idaho	17:59.69
16	1431	Cocking, Louise	Oklahoma City	18:05.76

### #11 Men's 5000 Meters

#### Finals 4:55 PM (Day 3)

Lane	#	Name	Team	Time
Section 1 of 1				
1	2278	Bashir-Mohammed, Em	St. Mary (Kan.)	14:44.86
2	1797	Anderson, Joe	Dordt	14:55.87
3	1692	Perrier, John	British Columbia	14:46.16
4	2335	Bogges, Davis	The Master's	14:55.95
5	2229	Kammler, Aiden	Shawnee State	14:46.20
6	2345	Rush, Daniel	The Master's	14:56.00
7	2068	Woodall, Bryn	Milligan	14:46.30
8	2219	Wilson, Jackson	Rocky Mountain	14:56.11
9	2065	Stockley, Will	Milligan	14:47.01
10	2062	Jones, Aaron	Milligan	14:56.27
11	2249	Fernandez, Isaac	Southern Oregon	14:49.22
12	1736	Covington, Colten	Cornerstone	14:56.34
13	1970	Uppleger, Conner	Lawrence Tech	14:49.81
14	1738	Pohl, Luke	Cornerstone	14:53.26
15	2082	Kipainoi, Edwin	Montana Tech	14:54.91
16	1694	Tiwana, Jaiveer	British Columbia	14:56.77

### #26 Women's 4 x 400m Relay

#### Finals 5:15 PM (Day 3)

Lane	Team	Time
Section 1 of 1		
1	Xavier-Louisiana (A)	A 3:51.39
2	Madonna (A)	A 3:50.23
3	Southeastern U. (A)	A 3:47.16
4	Vanguard (A)	A 3:49.82
5	Indiana Tech (A)	A 3:46.76
6	Olivet Nazarene (A)	A 3:47.24
7	Concordia (Neb.) (A)	A 3:49.92
8	William Carey (A)	A 3:49.15
9	Dordt (A)	A 3:50.81

### #25 Men's 4 x 400m Relay

#### Finals 5:25 PM (Day 3)

Lane	Team	Time
Section 1 of 1		
1	Doane (A)	A 3:16.02
2	Dillard (A)	A 3:14.71
3	Life (A)	A 3:14.16

### #25 Men's 4 x 400m Relay (cont'd)

#### Finals 5:25 PM (Day 3)

Lane	Team	Time
4	Southeastern U. (A)	A 3:15.08
5	Indiana Tech (A)	A 3:11.55
6	William Carey (A)	A 3:13.59
7	Dordt (A)	A 3:13.97
8	Our Lady of the Lake (A)	A 3:17.58
9	Marian (Ind.) (A)	A 3:15.74